

Calgary



# 2025 Fall Survey of Calgarians

Final report


October 2025

Prepared by:



# Table of contents

Methodology	03
Interpreting results	04
Fall 2025 highlights	05
Quality of life	09
Calgarians' priorities	35
City services and programs	39
Taxation	43
Customer service, engagement and communication	50
City reputation and performance	65
Council focus areas	83
Housing, transit and downtown revitalization	88
Respondent profile	98



## Methodology

- The survey was conducted by Ipsos Public Affairs from July 30, 2025 to August 28, 2025 with 2,500 Calgarians via telephone. The average time to complete the survey was 27 minutes.
- The survey was conducted using numbers from both cell phones (60%) and landlines (40%) to obtain a random and statistically-representative sample of Calgarians.
- The margin of error (MOE) for the total sample of n=2,500 is  $\pm 1.96$  percentage points, 19 times out of 20.
- To ensure the data was gathered from a representative group of Calgarians, sample quotas were set by age, gender, and ward of the general population aged 18 and older.
- Data were weighted based on the 2019 Municipal and 2021 Federal Census data for age, gender and quadrant to ensure composition reflects that of the actual Calgary population aged 18 or older. Although the results are weighted, the sample size shown for each question represents the number of actual respondents (i.e., unweighted n).

# Interpreting results

## Interpreting results

- Results are compared, where possible, with those of the 2024 Fall Survey of Calgarians (formerly the Fall Citizen Satisfaction Survey) and the 2025 Spring Survey of Calgarians (formerly the Spring Pulse Survey).
- Statistically significant changes from spring 2025 to fall 2025 or from fall 2024 to fall 2025 are noted:
  - ↑ indicates number is significantly higher than fall 2024/spring 2025
  - ↓ indicates number is significantly lower than fall 2024/spring 2025
- Within the text commentary, when changes are described using any directional terms (e.g. "higher," "lower," "increased," "decreased," "up," "down" etc.), this indicates the difference is statistically significant, meaning the change is mathematically confirmed as real and is not due to chance. When terms like "consistent with," "similar to," or "on par with" are used, any differences observed are within the margin of error and are not statistically significant.
- Some bar charts in this report do not add to 100% due to rounding. Instances of rounding are denoted by a \* symbol.



# Fall 2025 highlights



# Fall 2025 highlights (1 of 3)

1. Seven-in-ten Calgarians rate their current overall quality of life in Calgary as 'good,' similar to spring 2025 ratings and improved from fall 2024. While most hold positive views on life in Calgary now, more than one-half continue to feel that quality of life has worsened over the past three years. Calgary continues to be seen as a great place to make a life by nearly three-quarters of residents and a great place to make a living by around two-thirds. Additionally, four-fifths are proud of their neighbourhood and proud to be Calgarian.
2. Optimism about Calgary's future differs depending on whether one looks at the short term or long term. Seven-in-ten believe Calgary is on the right track to be a better city in 10 years, maintaining the upward trend seen since fall 2024. Yet looking further ahead, only around two-fifths agree Calgary is moving in the right direction to ensure a high quality of life for future generations.
3. 'Infrastructure, traffic and roads' continues as the most important priorities for local leaders to address, showing an increase in mentions from spring 2025. 'Crime, safety and policing' is next, also up from spring 2025. 'Homelessness, poverty and affordable housing' remains a consistent priority, followed by 'growth and planning' and 'transit' rounding out the top five.
4. Overall satisfaction with City services and programs reaches two-thirds of Calgarians, rising from both spring 2025 and fall 2024.
5. Perceived value for property taxes declines from spring levels, with around two-fifths rating it as 'good' value, while one-quarter rate it as 'poor' value. The trade-off between taxes and services continues to divide residents, with one-half supporting tax increases to preserve or expand services and around two-fifths preferring service cuts to control or reduce taxes.
6. Around two-thirds credit The City with having the knowledge and expertise to make the right decisions about important issues. Three-fifths believe The City practices open and accessible government, responds to Calgarians' needs and expectations, and can be relied on to do what it promises to do. Only around one-half agree The City is transparent in its decision-making or that Council and Administration are accountable for their actions. Even fewer, believe spending is managed responsibly to reflect residents' priorities.
7. Customer service measures show consistent strength. Three-quarters of Calgarians are satisfied with City customer service and believe their expectations are met, while two-thirds agree The City responds quickly to requests and concerns. Information from The City is viewed favourably across all measures, with three-quarters or more Calgarians finding it easy to understand, trustworthy and timely.



## Fall 2025 highlights (2 of 3)

8. Calgarians hold mixed views on public input. Just over one-half believe The City is working to improve how Calgarians' input is included in important decisions. Additionally, more than one-half agree that sufficient opportunities exist to provide input, and that their input is used in decision making about projects and services. Likewise, only one-half agree The City allows meaningful input into decision making.
9. Overall safety ratings hold steady with three-quarters viewing Calgary as safe. Perceptions of neighbourhood crime remain divided as two-fifths believe neighbourhood crime has increased over the past three years while around one-half see no change. This pattern extends to future expectations, with similar proportions expecting increases in neighbourhood crime expecting crime to remain stable. Despite mixed thoughts about crime, four-fifths of Calgarians still feel safe walking alone in their neighbourhood after dark.
10. The City's work on diversity and inclusion is widely recognized, with nine-in-ten agreeing The City does well at promoting Calgary as a city that celebrates culture and heritage. However, only around one-half believe this translates to Calgary being safe for everyone regardless of their background. Beyond inclusivity work, around four-fifths acknowledge The City's Indigenous partnerships and efforts to attract both tourists and new residents.
11. Housing affordability concerns continue, with around nine-in-ten believing housing is too expensive for the average Calgarian. Only around one-third believe Calgarians currently have access to adequate housing that meets their needs. As such, support for City action remains high as more than four-fifths want The City to explore ways to make homeownership achievable and to invest more in affordable housing for low-income residents. Likewise, three-quarters support investment in housing for Indigenous Calgarians.
12. Transit priorities center on safety, with more than nine-in-ten Calgarians wanting increased safety investment. While three-fifths acknowledge The City is taking steps to ensure that transit is a safe option, one-half of Calgarians avoid transit altogether because of their concerns about safety. Safety concerns are more pronounced on the CTrain than on buses.
13. Calgarians recognize downtown's importance while acknowledging its shortcomings. While around seven-in-ten recognize downtown as the heart of Calgary, only one-half say it is a suitable location for socializing with family and friends. With nine-in-ten believing that a vibrant downtown attracts investment, three-quarters of Calgarians want The City to prioritize revitalization over the next 5 years and around seven-in-ten believe that includes infrastructure investment. Above all, nearly all Calgarians say more should be done about downtown safety.



# Fall 2025 highlights (3 of 3)

## Quality of life measures

Calgary is a great place to make a life



Good quality of life



Calgary is on the right track to be a better city in 10 years



Calgary is a great place to make a living



## Value for taxes and satisfaction with services and programs



Satisfied with City services or programs



Good value for tax dollars

## Calgarians' priorities (top mentions)

- 39%↑** Infrastructure, traffic and roads
- 23%↑** Crime, Safety and Policing
- 19%** Homelessness, poverty and affordable housing
- 16%** Growth and Planning
- 13%** Transit

## City reputation and performance

- 61%** Agree City practices open and accessible government
- 59%↓** Satisfied with running of the city by Council and Administration
- 47%↓** Trust The City of Calgary

↑/↓ Statistically higher/lower than spring 2025



# Quality of life

# Summary of findings: Quality of life

**Quality of life ratings remain positive even as a small majority of Calgarians believe it has declined over recent years. Calgary retains its appeal as a place to live and work. Future outlook depends on timeframe, with stronger optimism for the coming decade than for future generations.**

- Seven-in-ten (71%) Calgarians rate the overall quality of life in Calgary as 'good' in fall 2025, consistent with spring 2025 (74%) and an increase from fall 2024 (66%). This predominately positive view persists despite more than one-half (56%) feeling that quality of life has 'worsened' over the past three years, similar to spring 2025 (57%) and a decrease from fall 2024 (64%). One-in-ten (11%) believe it has 'improved,' consistent with spring 2025 (9%) and fall 2024 (9%).
- Currently, nearly three-quarters (73%) agree that Calgary is a great place to make a life, comparable to spring 2025 (72%) and fall 2024 (70%). Around two-thirds (68%) agree Calgary is a great place to make a living, consistent with spring 2025 (66%) and a continued improvement over fall 2024 (63%).
- As Calgarians shift their attention to the future, seven-in-ten (69%) agree Calgary is on the right track to be a better city 10 years from now, consistent with spring 2025 (68%) and higher than fall 2024 (61%).
- Further out, around two-fifths (42%) agree Calgary is moving in the right direction to ensure a high quality of life for future generations, similar to spring 2025 (41%) and higher than fall 2024 (38%).

# Summary of findings: Aspects of quality of life

## Connectedness

### **Calgarians maintain deep connections to both their neighbourhoods and their city.**

- Four-fifths (81%) of Calgarians agree they are proud to live in their neighbourhood, unchanged from fall 2024 (80%) and fall 2023 (81%).
- Similarly, four-fifths (81%) say they are proud to be a Calgarian, higher than fall 2024 (77%) and consistent with fall 2023 (79%).

## Inclusivity

### **Recognition of The City's efforts to foster inclusion and acceptance shows improvement while perceptions of actual inclusion and safety for diverse populations remain limited.**

- Seven-in-ten (70%) agree that The City of Calgary fosters a city that is inclusive and accepting of all, an increase from spring 2025 (67%) and consistent with fall 2024 (68%).
- Yet when it comes to specific actions, fewer agree this is the case. Only one-half (51%) agree The City delivers programs and services that remove participation barriers for those most in need, similar to spring 2025 (50%) and up from fall 2024 (46%).
- Likewise, around one-half (52%) agree Calgary is safe for all residents and visitors regardless of ethnicity, race, religion, income, or sexual identity, consistent with fall 2024 (50%) and an increase from fall 2023 (47%).

## Environment

### **Awareness of The City's environmental programs edges higher this wave.**

- Recognition of City environmental efforts shows slow but steady growth. Around one-half (53%) of Calgarians agree that The City has programs and services aimed at helping them to reduce their environmental impact, similar to fall 2024 (51%) but up from fall 2023 (47%).

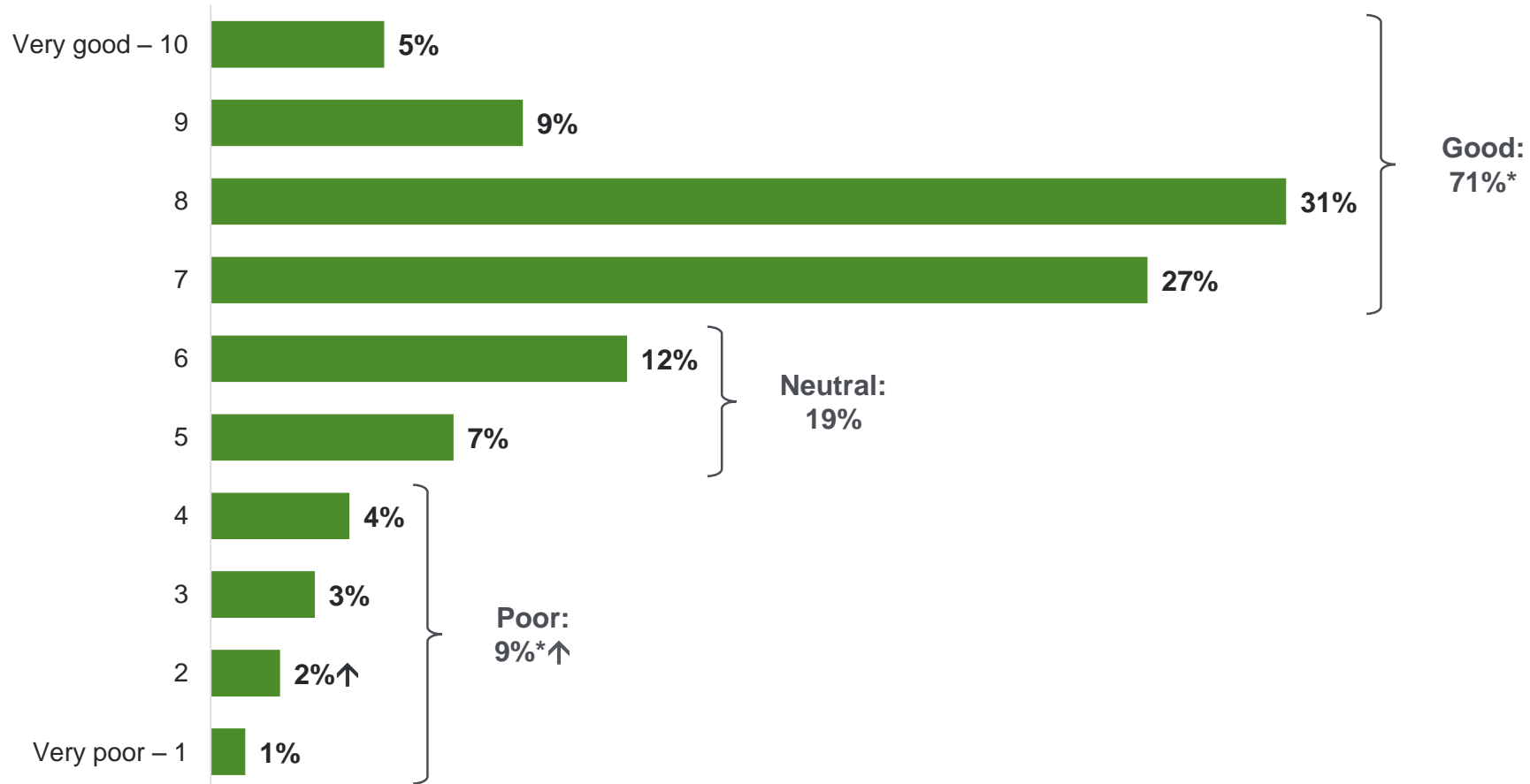
# Summary of findings: Safety

**Calgarians continue to view their city as being safe overall, sustaining recent gains. While some say there is rising neighbourhood crime, this has eased from last year. Many residents continue to feel safe enough in their own neighbourhoods to walk alone at night.**

- The perceptions of safety among Calgarians are gradually improving. Three-quarters (75%) characterize Calgary as being 'safe' overall in fall 2025, unchanged from spring 2025 and fall 2024 (both 75%), and an increase from fall 2023 (69%).
- Encouragingly, fewer Calgarians now believe neighbourhood crime is worsening. Two-fifths (39%) believe neighbourhood crime has 'increased' over the past three years, consistent with fall 2024 (41%) and down from fall 2023 (46%). Most Calgarians perceive crime levels as stable, with around one-half (52%) feeling that neighbourhood crime has 'stayed the same,' similar to fall 2024 (51%). Just under one-in-ten (6%) believe crime has 'decreased,' comparable to fall 2024 (5%).
- Looking ahead, Calgarians are divided on future crime trends. More than two-fifths (43%) expect neighbourhood crime to 'increase' over the next three years, similar to fall 2024 (44%). One-half (49%) believe neighbourhood crime will 'stay the same,' identical to fall 2024 (49%). One-in-ten (9%) expect crime to 'decrease,' an increase from fall 2024 (6%).
- In spite of these broad safety concerns, Calgarians continue to have a high sense of personal safety when closer to home. Four-fifths (79%) of Calgarians feel safe walking alone in their neighbourhoods after dark, consistent with fall 2024 (77%) and an increase from fall 2023 (76%).



# Overall quality of life in Calgary



Q. On a scale of 1 to 10 where 1 is very poor and 10 is very good, how would you rate the overall quality of life in the city of Calgary today?  
 Base: Valid respondents (n=2,494)

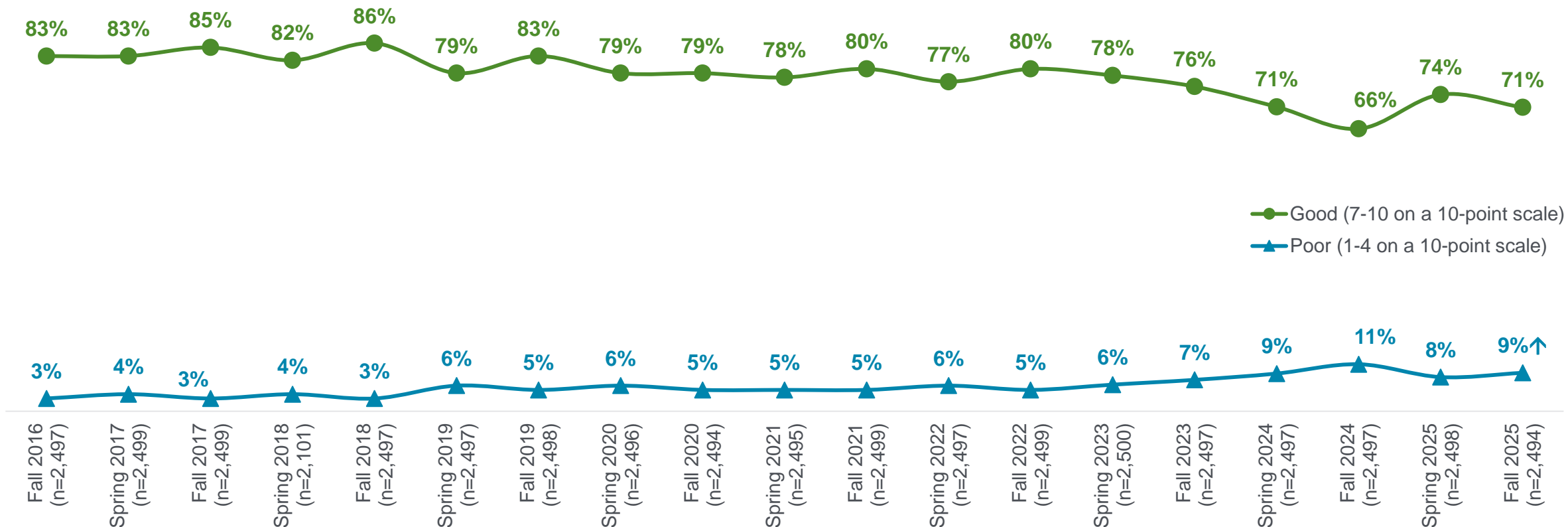
\*Rounding

↑/↓ Statistically higher/lower than spring 2025



# Tracking – Overall quality of life in Calgary

Overall quality of life in the city of Calgary today



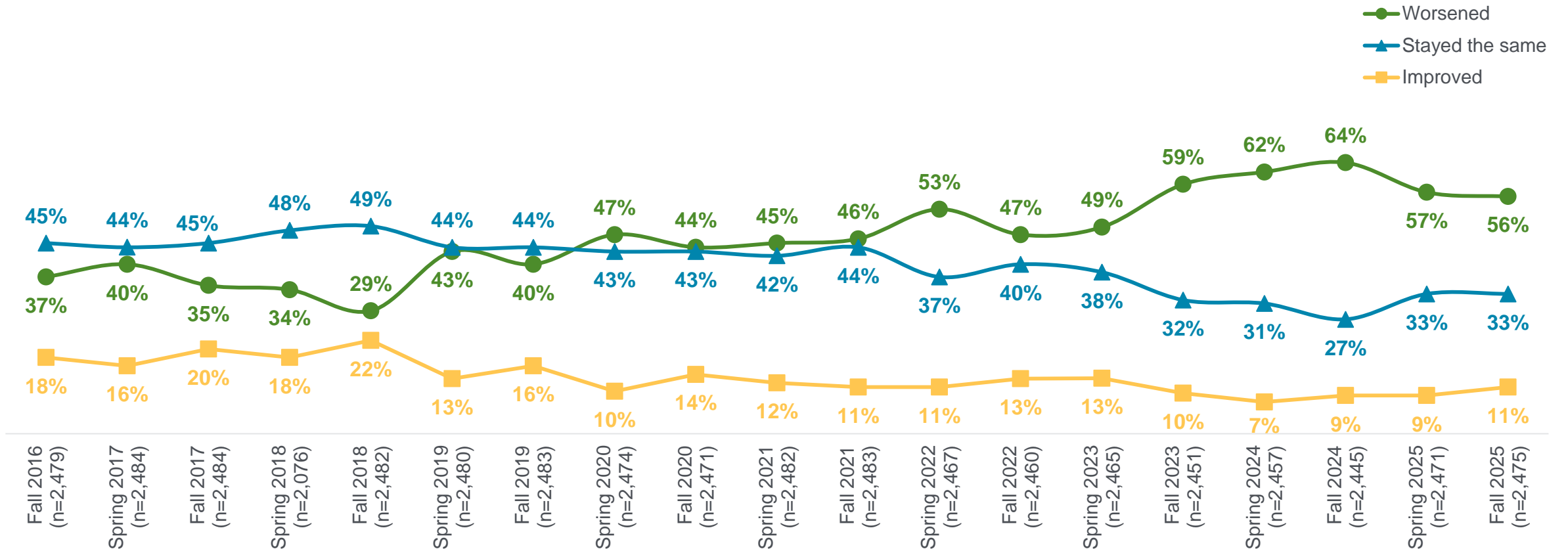
Q. On a scale of 1 to 10 where 1 is very poor and 10 is very good, how would you rate the overall quality of life in the city of Calgary today?  
 Base: Valid respondents

↑/↓ Statistically higher/lower than spring 2025



# Tracking – Perceived change in the quality of life

Perceived change in the quality of life



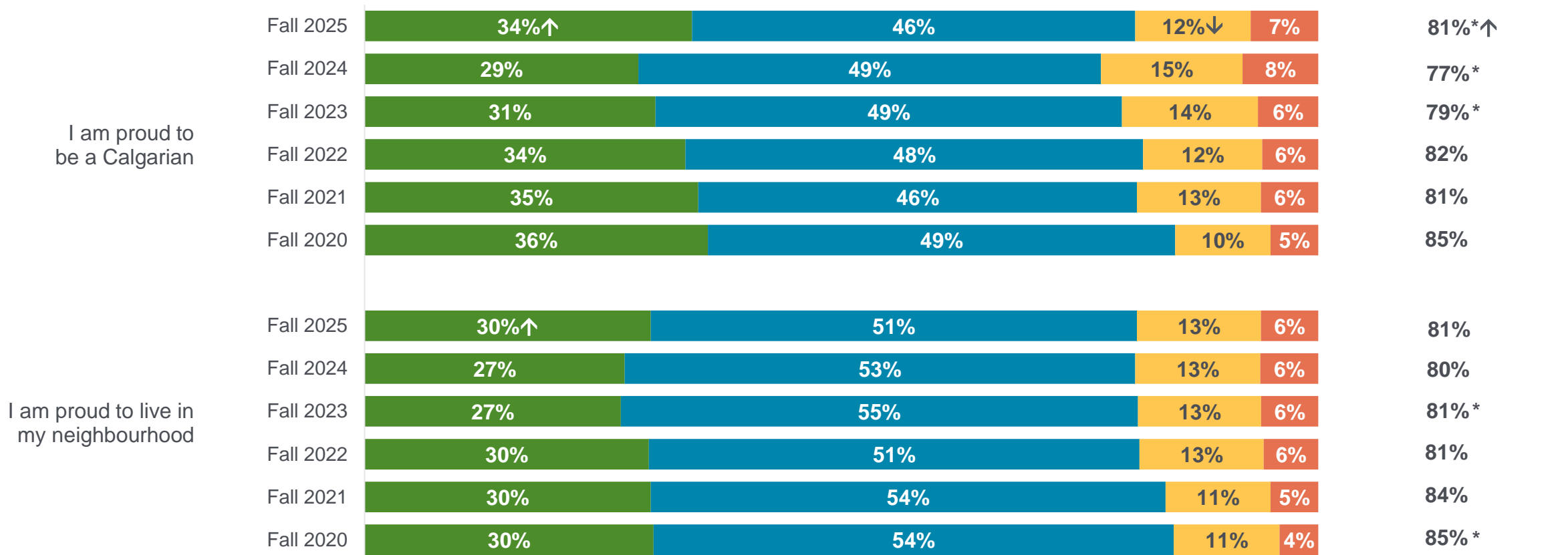
Q. Do you feel that the quality of life in the city of Calgary in the past three years has ...?  
 Base: Valid respondents



# Connectedness

■ Completely Agree (10) ■ Agree (9, 8 or 7) ■ Neutral (6 or 5) ■ Disagree (4, 3, 2 or 1)

**Agree**  
(10, 9, 8 or 7 out of 10)



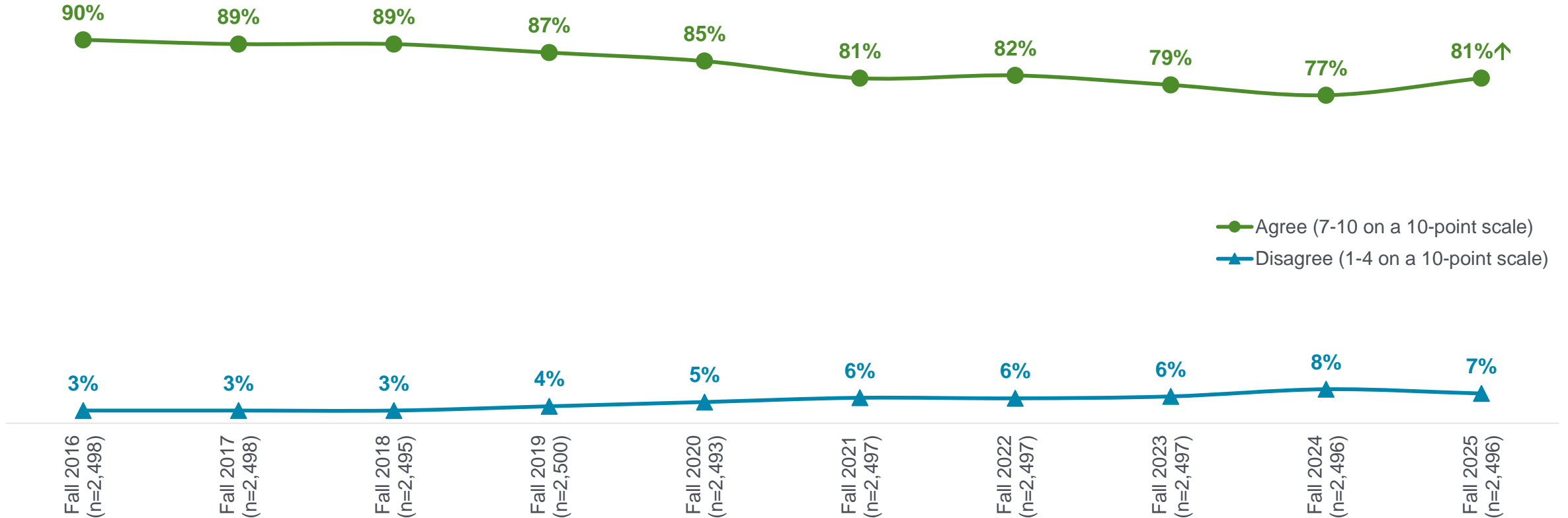
Q. I'm going to read you a series of statements that some people have said about life in Calgary. Please indicate if you agree or disagree with each using a scale from 1 to 10, where 1 is completely disagree and 10 is completely agree.  
Base: Valid respondents (bases vary)

\*Rounding  
↑/↓ Statistically higher/lower than fall 2024



# Tracking – Proud to be a Calgarian

I am proud to be a Calgarian



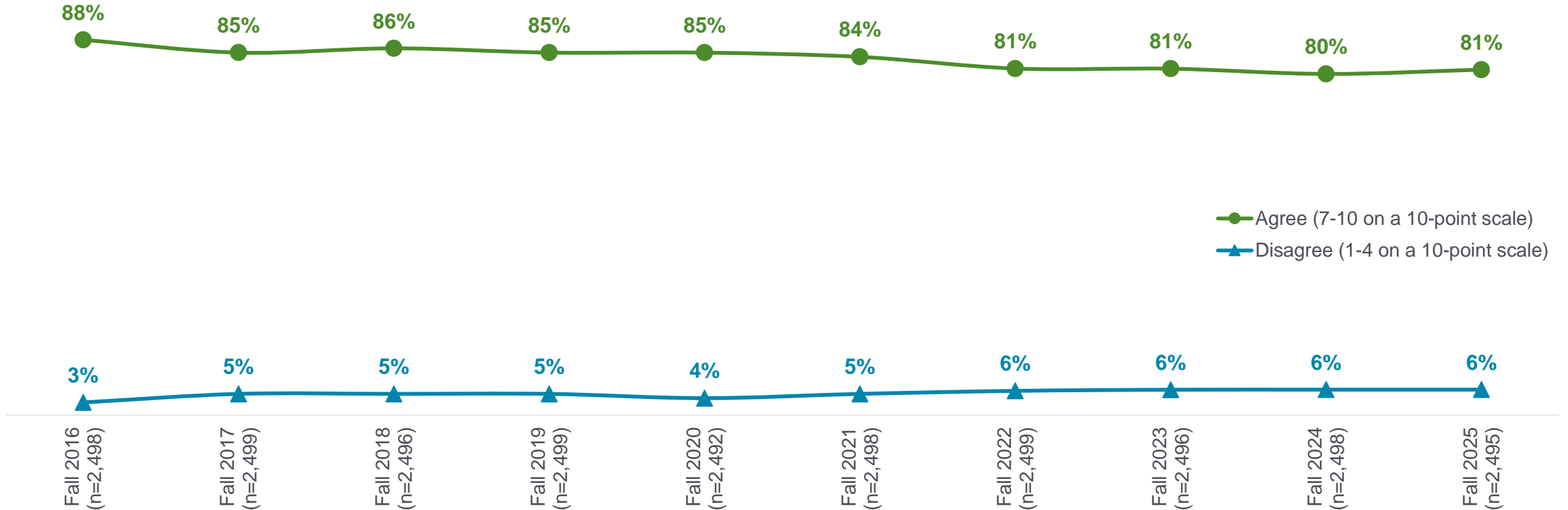
Q. I'm going to read you a series of statements that some people have said about life in Calgary. Please indicate if you agree or disagree with each using a scale from 1 to 10, where 1 is completely disagree and 10 is completely agree.  
 Base: Valid respondents

↑/↓ Statistically higher/lower than fall 2024



# Tracking – Proud to live in my neighbourhood

I am proud to live in my neighbourhood

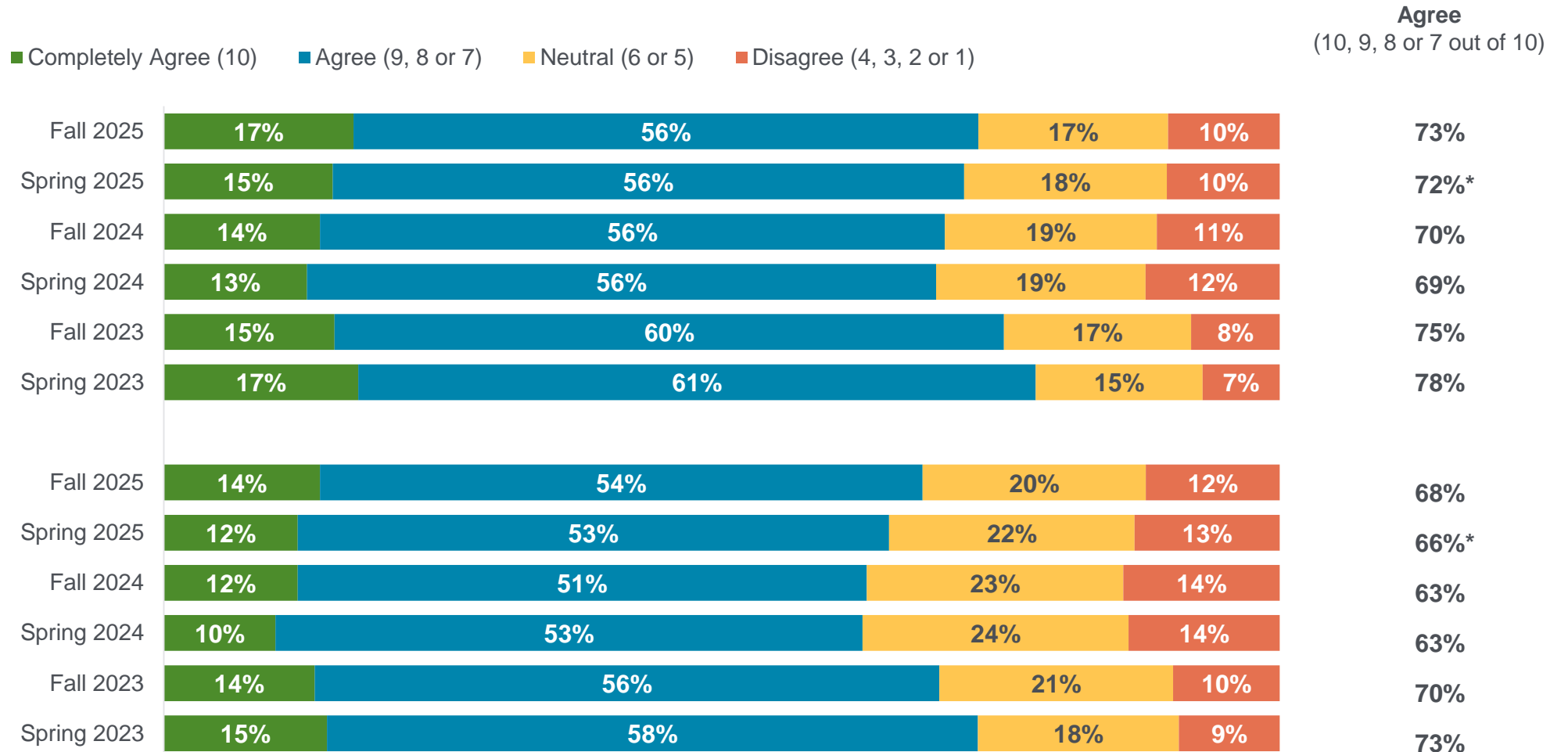


Q. I'm going to read you a series of statements that some people have said about life in Calgary. Please indicate if you agree or disagree with each using a scale from 1 to 10, where 1 is completely disagree and 10 is completely agree.

Base: Valid respondents



# Make a life and make a living



Q. I'm going to read you a series of statements that some people have said about life in Calgary. Please indicate if you agree or disagree with each using a scale from 1 to 10, where 1 is completely disagree and 10 is completely agree.

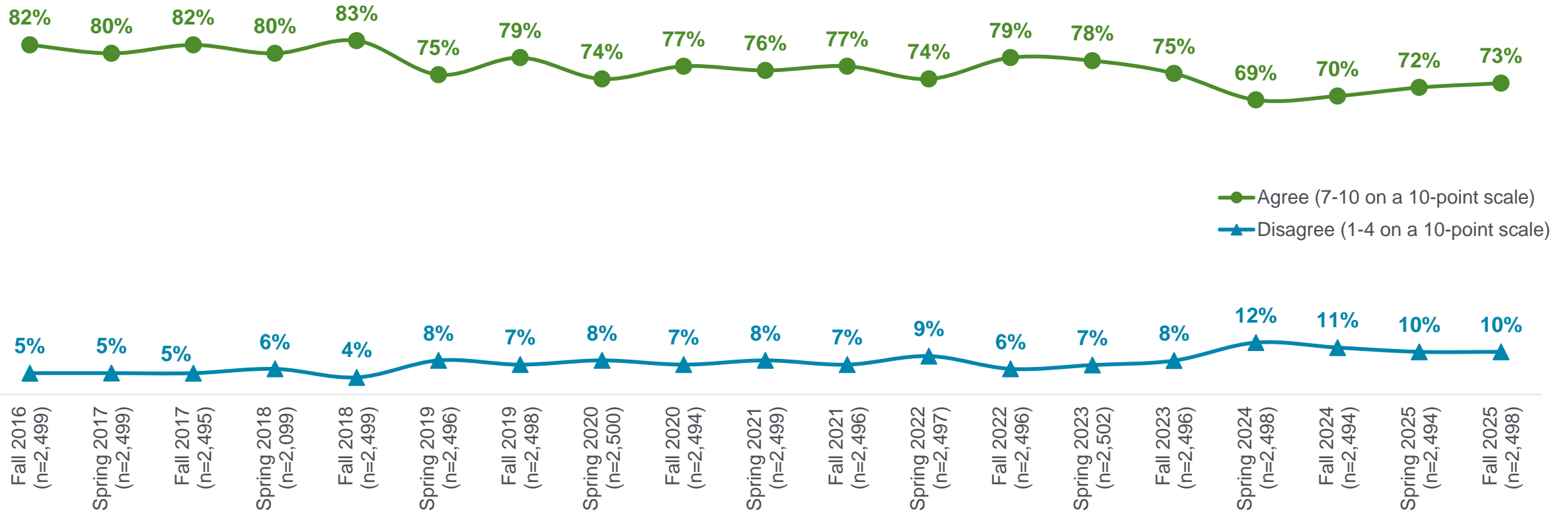
Base: Valid respondents (bases vary)

\*Rounding



# Tracking – Make a life

Calgary is a great place to make a life

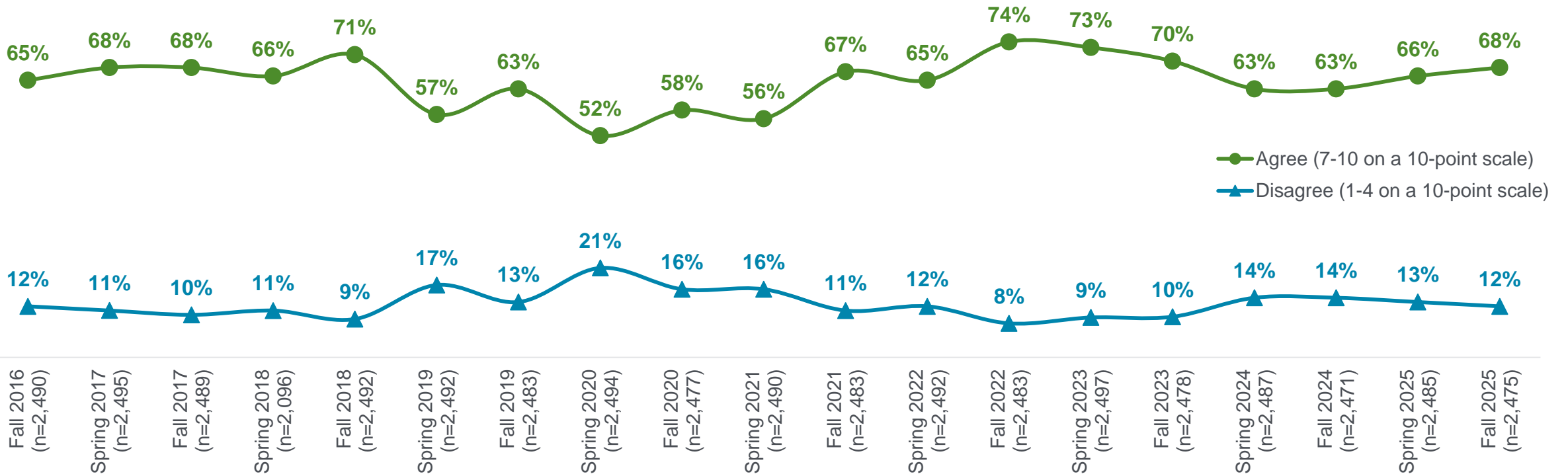


Q. I'm going to read you a series of statements that some people have said about life in Calgary. Please indicate if you agree or disagree with each using a scale from 1 to 10, where 1 is completely disagree and 10 is completely agree.  
 Base: Valid respondents



# Tracking – Make a living

Calgary is a great place to make a living

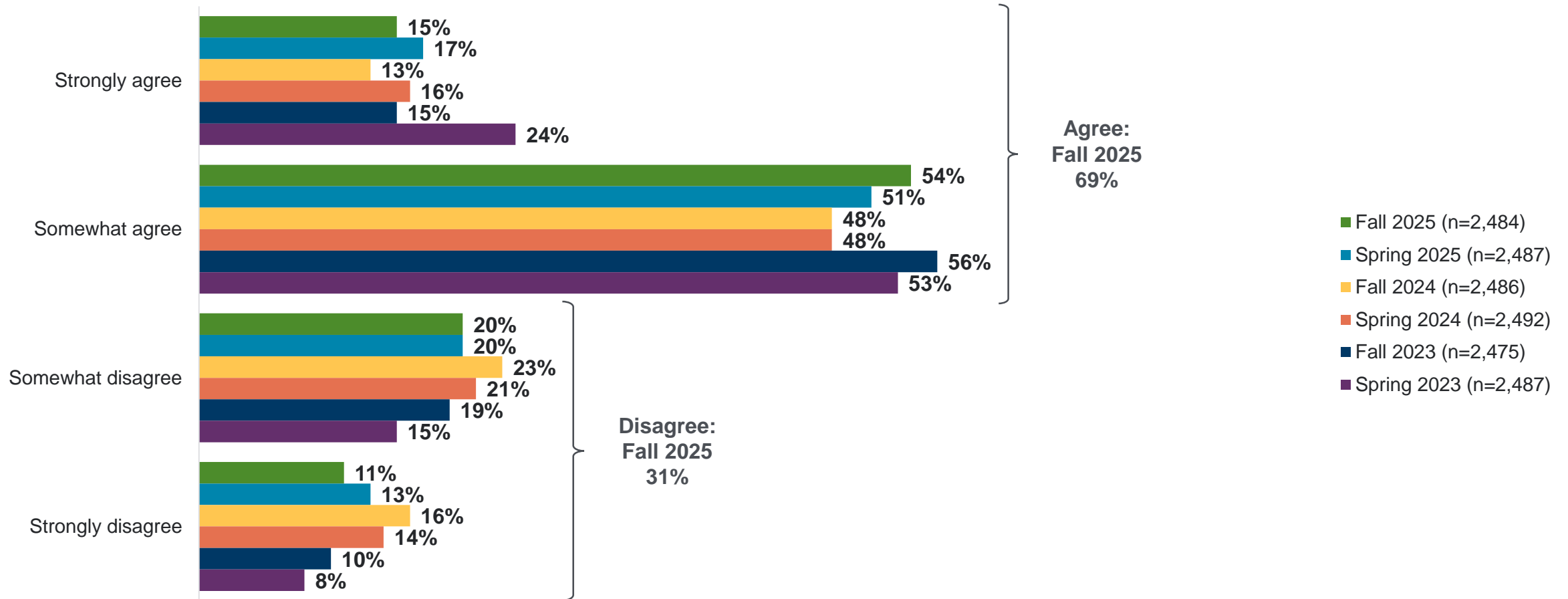


Q. I'm going to read you a series of statements that some people have said about life in Calgary. Please indicate if you agree or disagree with each using a scale from 1 to 10, where 1 is completely disagree and 10 is completely agree.

Base: Valid respondents



# On the right track to be a better city



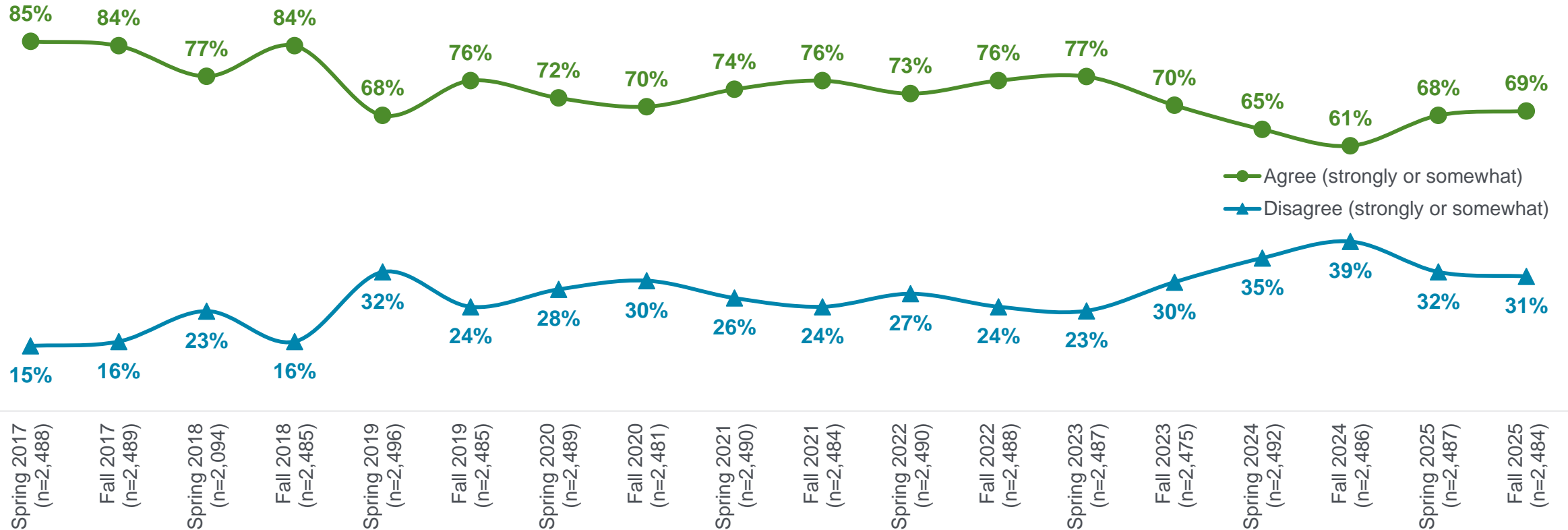
Q. There are challenges facing The City of Calgary today, but also success stories. Do you agree or disagree that: Calgary is on the right track to be a better city 10 years from now.

Base: Valid respondents



# Tracking – On the right track to be a better city

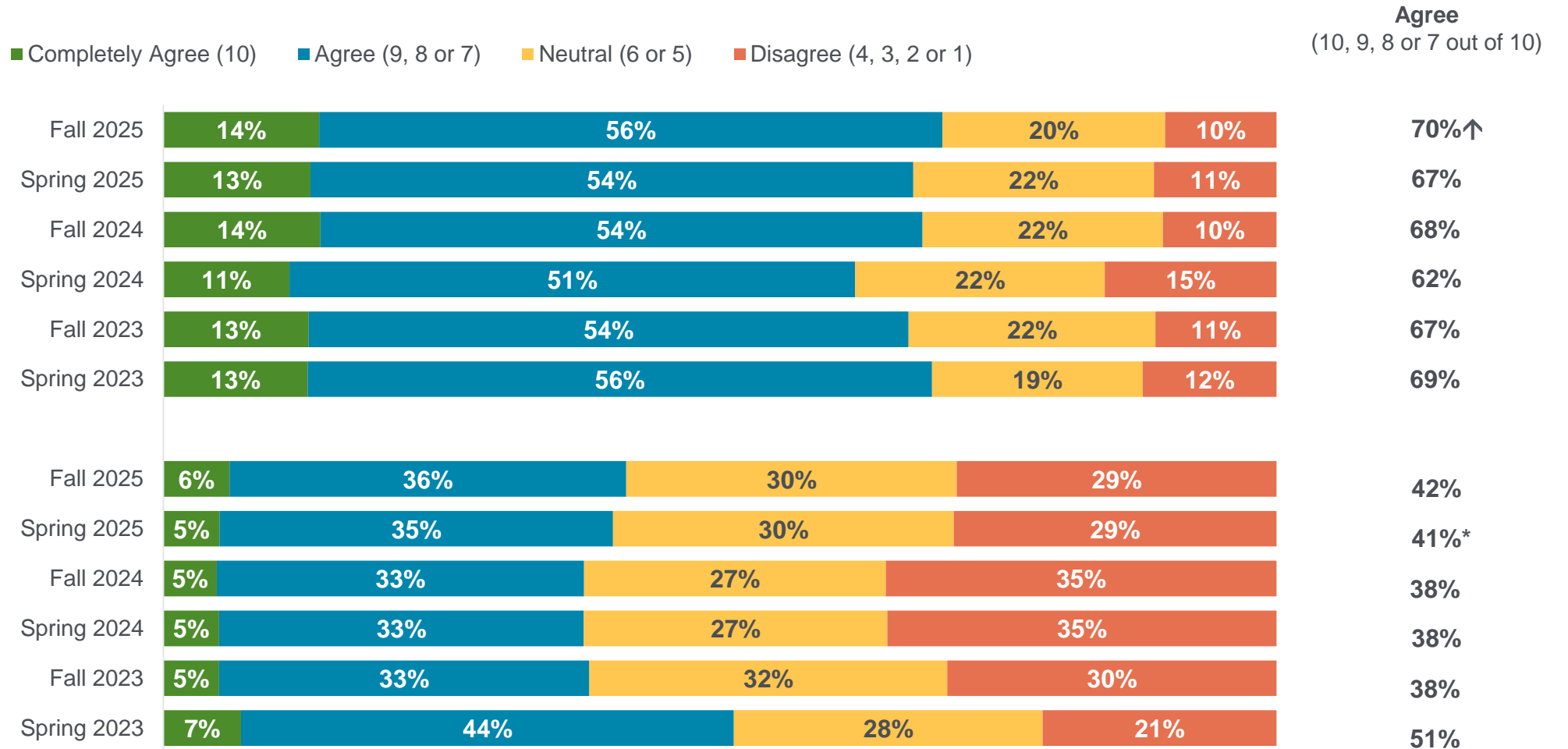
Calgary is on the right track to be a better city 10 years from now



Q. There are challenges facing The City of Calgary today, but also success stories. Do you agree or disagree that: Calgary is on the right track to be a better city 10 years from now.  
 Base: Valid respondents



# Inclusivity and future direction



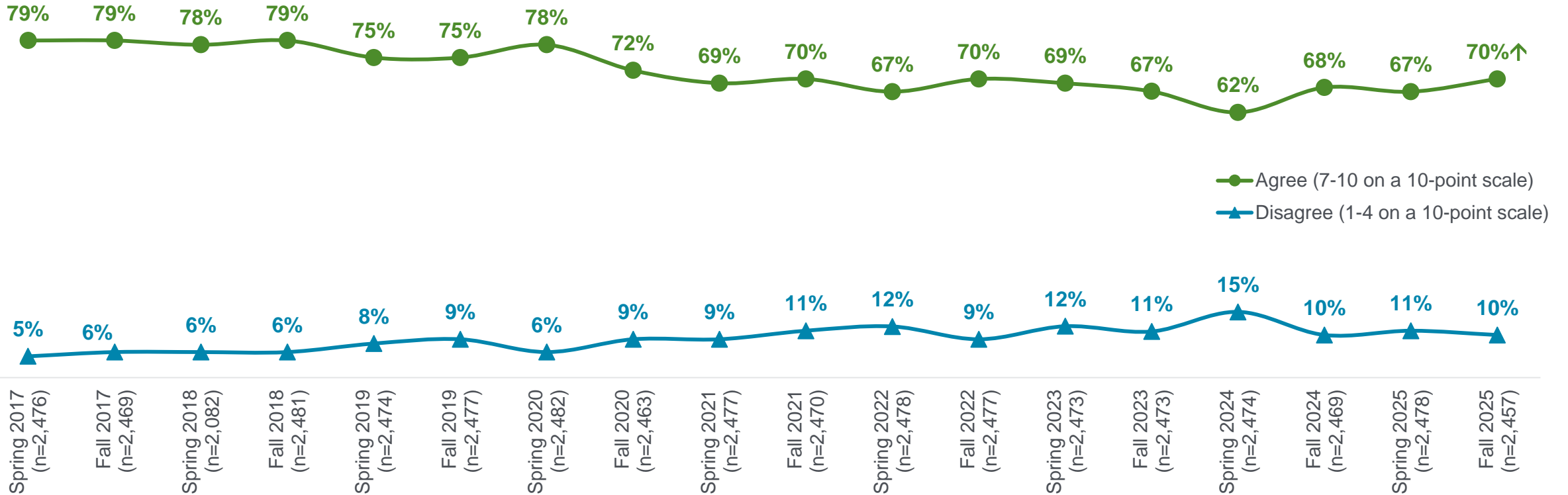
Q. I'm going to read you a series of statements that some people have said about life in Calgary. Please indicate if you agree or disagree with each using a scale from 1 to 10, where 1 is completely disagree and 10 is completely agree.  
Base: Valid respondents (bases vary)

\*Rounding  
↑/↓ Statistically higher/lower than spring 2025



# Tracking – Inclusivity

The City of Calgary municipal government fosters a city that is inclusive and accepting of all



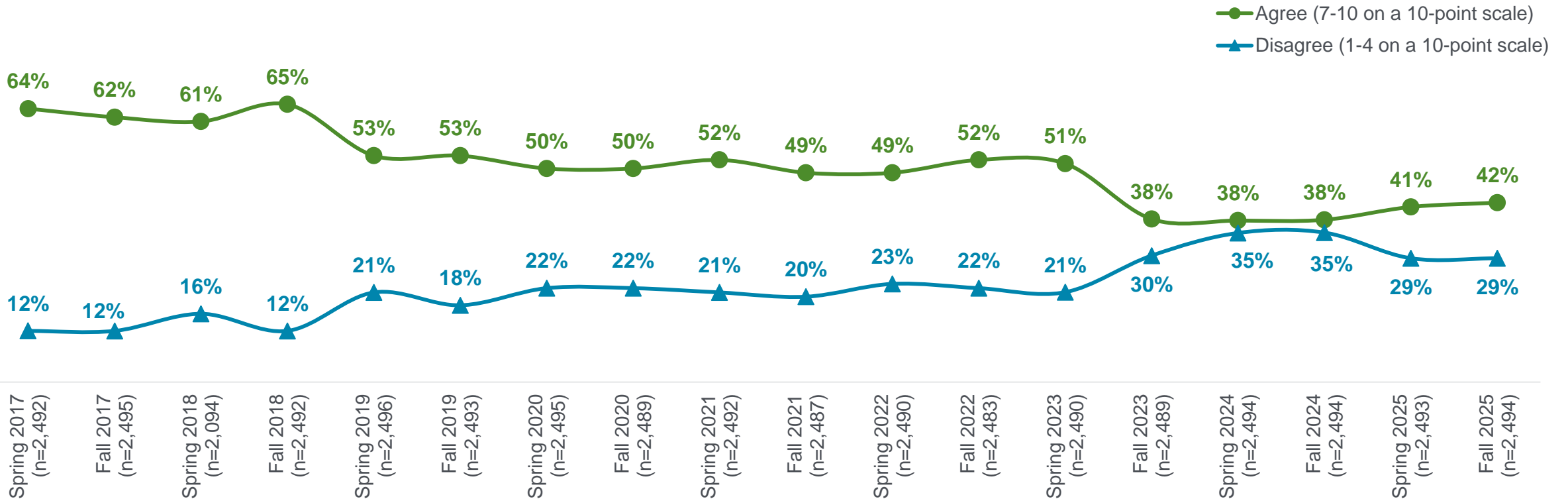
Q. I'm going to read you a series of statements that some people have said about life in Calgary. Please indicate if you agree or disagree with each using a scale from 1 to 10, where 1 is completely disagree and 10 is completely agree.  
Base: Valid respondents

↑/↓ Statistically higher/lower than spring 2025



# Tracking – The future direction of Calgary

Calgary is moving in the right direction to ensure a high quality of life for future generations



Q. I'm going to read you a series of statements that some people have said about life in Calgary. Please indicate if you agree or disagree with each using a scale from 1 to 10, where 1 is completely disagree and 10 is completely agree.  
 Base: Valid respondents

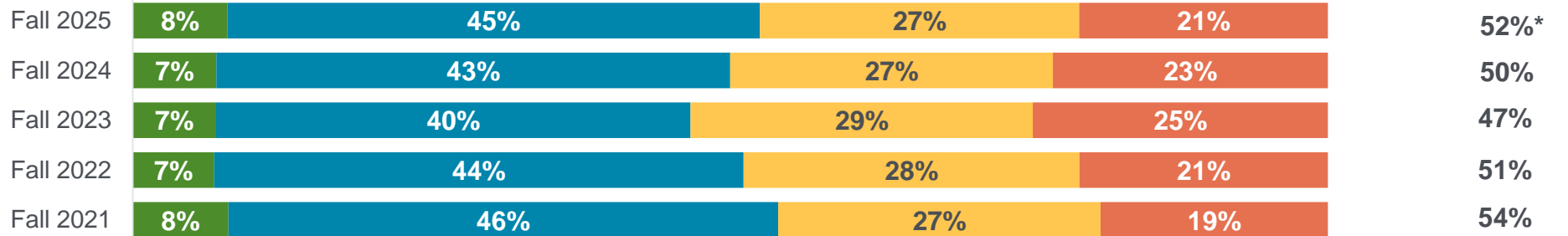


# Inclusivity

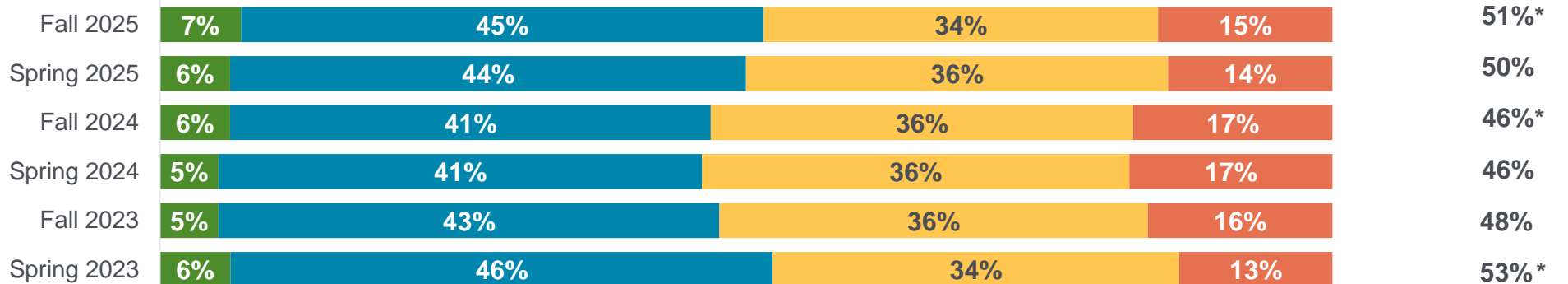
■ Completely Agree (10)  
 ■ Agree (9, 8 or 7)  
 ■ Neutral (6 or 5)  
 ■ Disagree (4, 3, 2 or 1)

**Agree**  
(10, 9, 8 or 7 out of 10)

Calgary is safe for all residents and visitors, regardless of things like ethnicity, race, religion, income, or sexual identity



The City of Calgary delivers programs and services that remove barriers to participation for Calgarians who need it the most



Q. Using the same agree or disagree scale, I have a few more statements that some people have said about life in Calgary.  
Base: Valid respondents (bases vary)

\*Rounding



# Tracking – Delivers programs and services that remove barriers to participate

The City of Calgary delivers programs and services that remove barriers to participation for Calgarians who need it the most

● Agree (7-10 on a 10-point scale)  
▲ Disagree (1-4 on a 10-point scale)

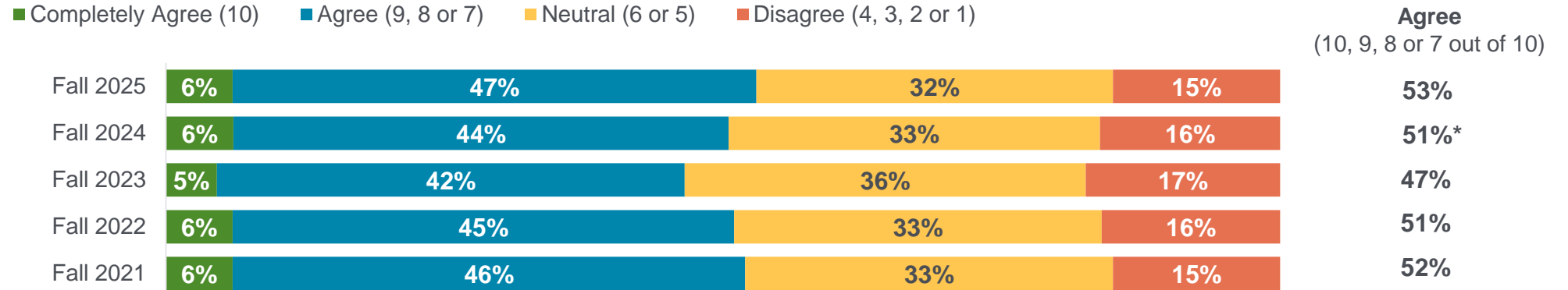


Q. Using the same agree or disagree scale, I have a few more statements that some people have said about life in Calgary.  
Base: Valid respondents



# City programs to reduce environmental impact

The City has programs and services aimed at helping Calgarians reduce their environmental impact

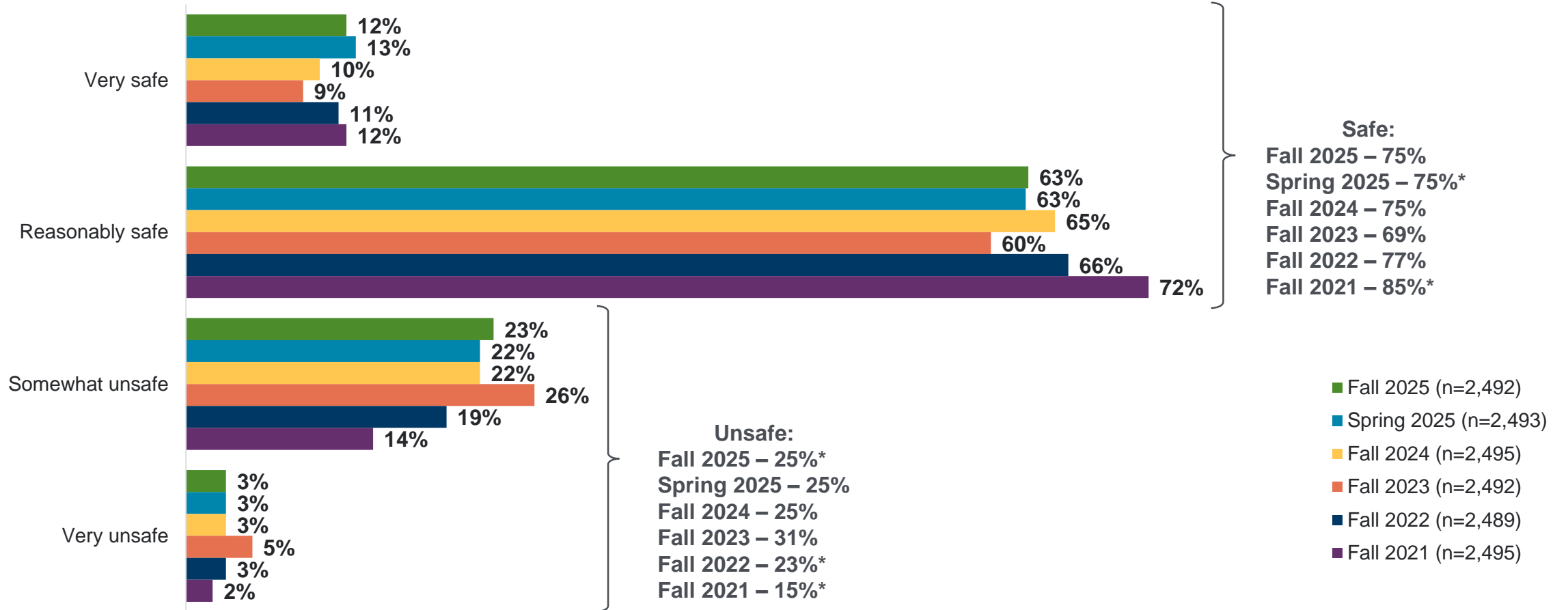


Q. Using the same agree or disagree scale, I have a few more statements that some people have said about life in Calgary.  
Base: Valid respondents (bases vary)

\*Rounding



# Overall perceived safety of the city of Calgary

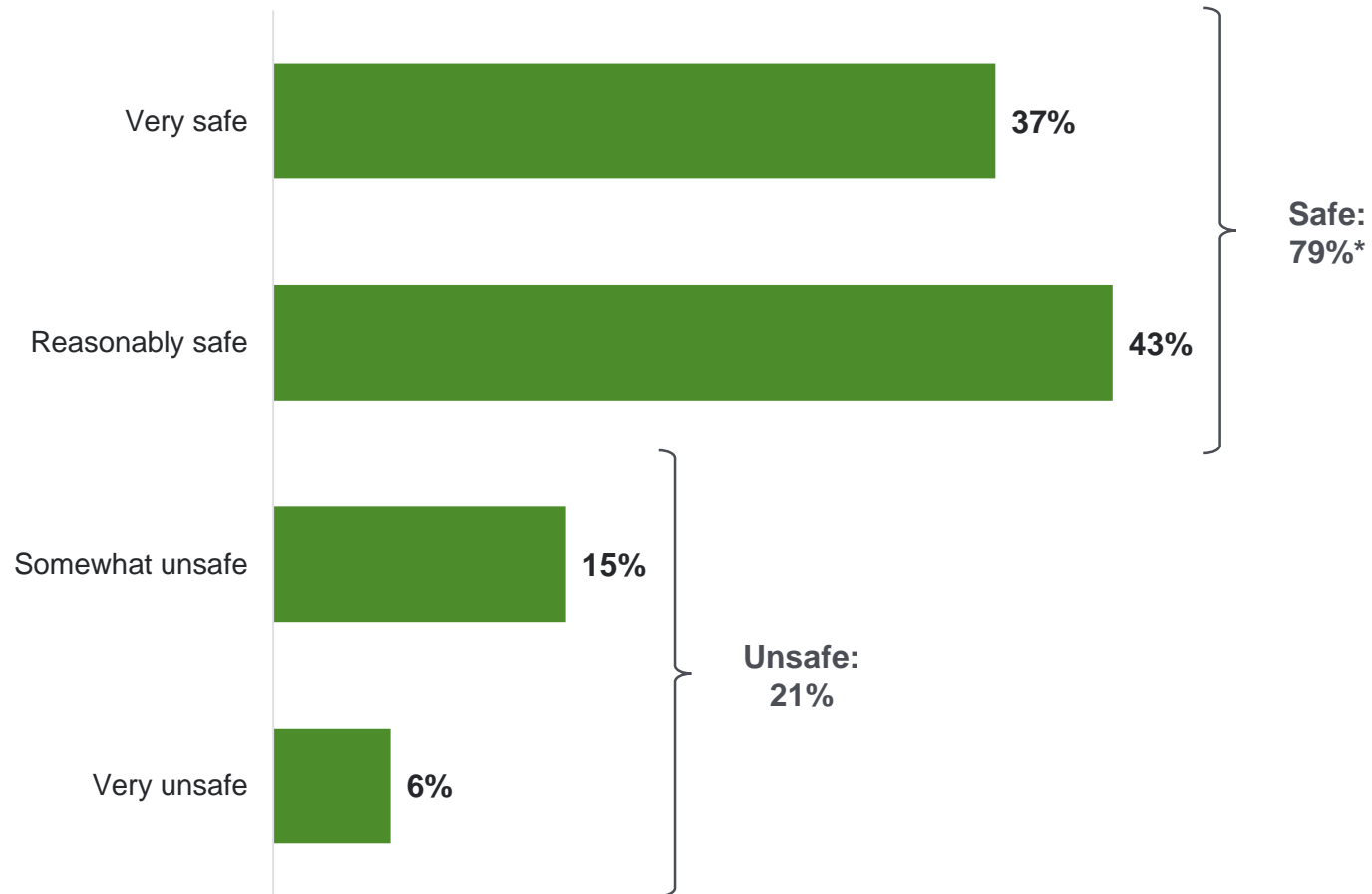


Q. How safe or unsafe do you think Calgary is overall?  
Base: Valid respondents

\*Rounding



# Perceived safety in own neighbourhood



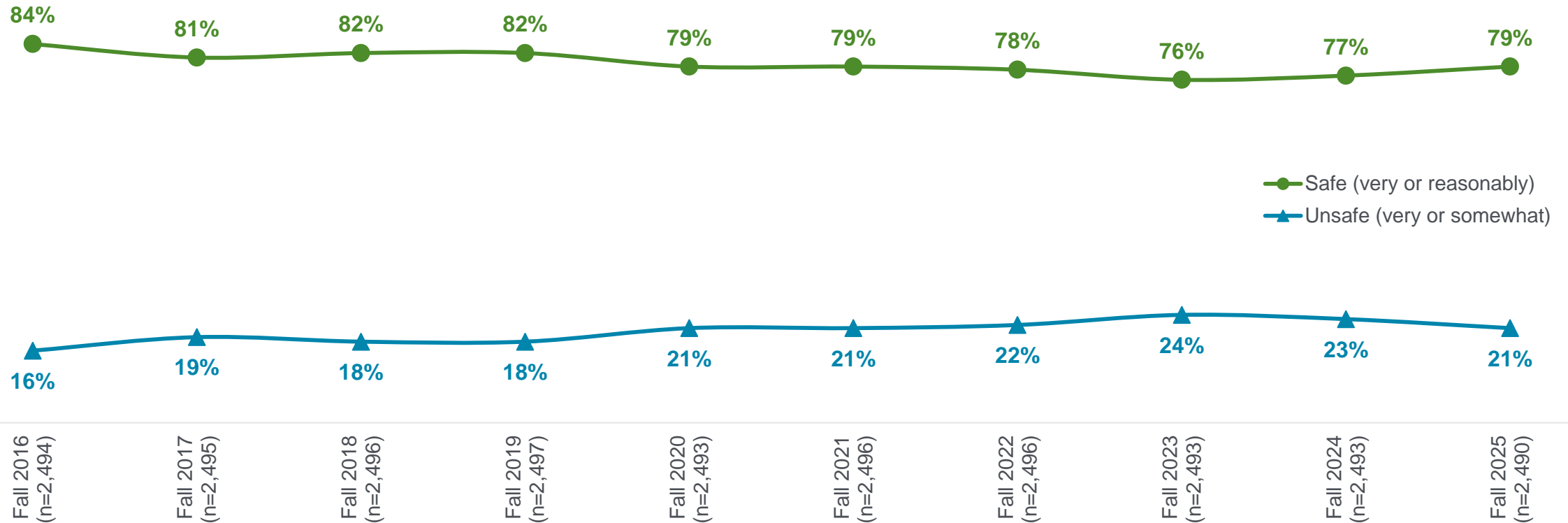
Q. How safe do you feel or would you feel walking alone in your neighbourhood after dark?  
 Base: Valid respondents (n=2,490)

\*Rounding



# Tracking – Perceived safety in own neighbourhood

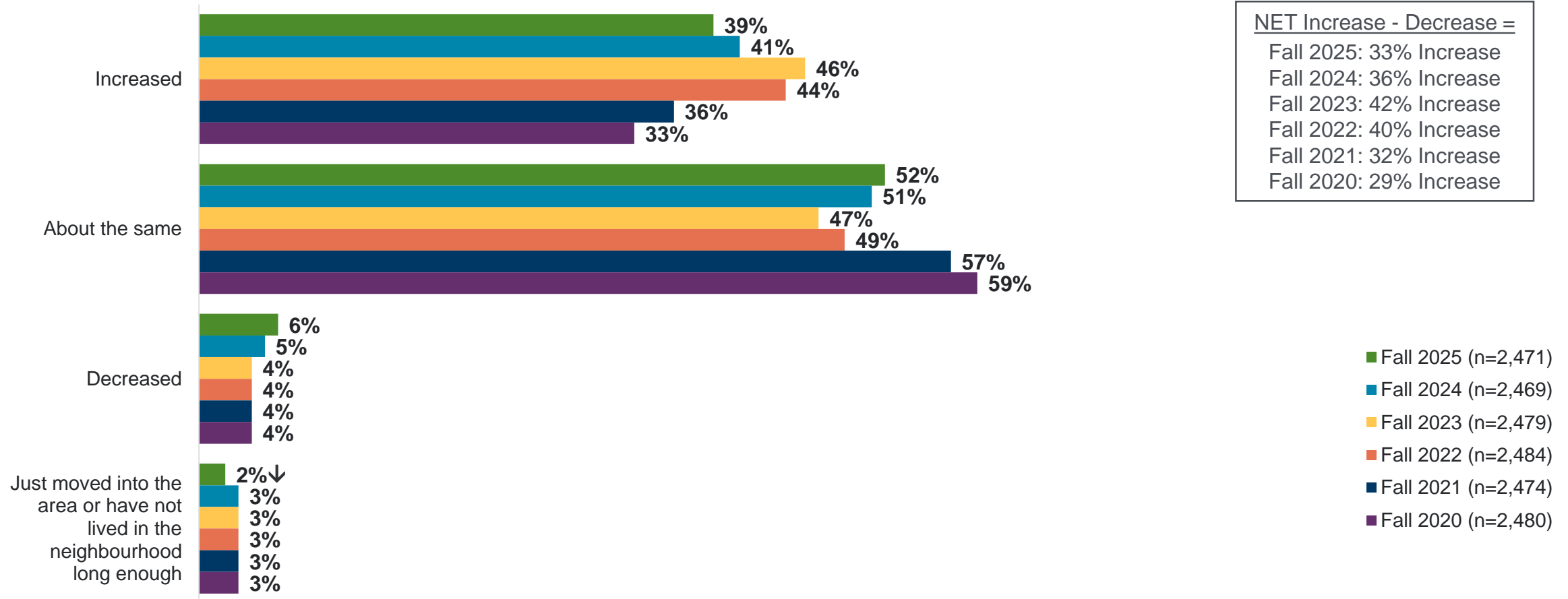
How safe do you feel or would you feel walking alone in your neighbourhood after dark?



Q. How safe do you feel or would you feel walking alone in your neighbourhood after dark?  
Base: Valid respondents



# Perceived change in neighbourhood crime

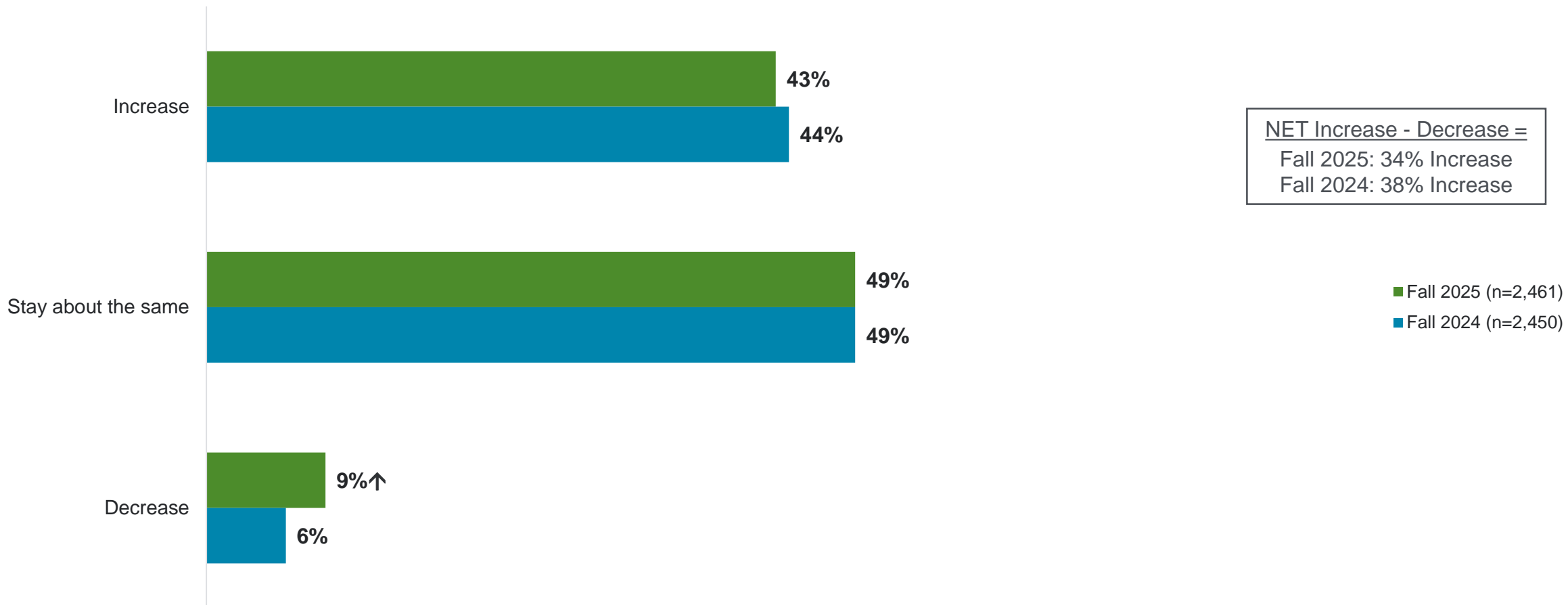


Q. During the last 3 years, do you think that crime in your neighbourhood has increased, decreased or remained about the same?  
 Base: Valid respondents

↑/↓ Statistically higher/lower than fall 2024



# Change in neighbourhood crime next 3 years



Q. And thinking about the next three years, do you think that crime in your neighbourhood will increase, decrease, or remain about the same?  
 Base: Valid respondents

↑/↓ Statistically higher/lower than fall 2024



# Calgarians' priorities

# Summary of findings: Calgarians' priorities

**Calgarians' top concerns remain the same, but the ranking has changed since spring. 'Infrastructure, traffic and roads' remains the top priority with more mentions this wave. 'Crime, safety and policing' moves to second position, 'homelessness, poverty and affordable housing' settles into third, and 'growth and planning' issues now outpaces 'transit' issues.**

- Priorities related to infrastructure, traffic, and roads remain the top concern, mentioned by two-fifths of Calgarians (39%). This is higher than both spring 2025 (33%) and fall 2024 (35%). Key pain points for Calgarians include infrastructure maintenance, improvement, and development, as well as road conditions and traffic congestion.
- Crime, safety, and policing emerges as the second most pressing priority, mentioned by nearly one-quarter of Calgarians (23%). This is an increase in concern compared to both spring 2025 (18%) and fall 2024 (16%). Specific mentions within this category include, public safety and general crime, including issues like breaking and entering, gangs, and drug dealers.
- Ranking third is homelessness, poverty, and affordable housing, with nearly one-fifth (19%) of Calgarians raising this as a priority. The level of concern is consistent with both spring 2025 (19%) and fall 2024 (17%). Concerns in this area are focused on poverty, homelessness, and related social issues, as well as the availability of affordable housing.
- Growth and planning holds the fourth position among prominent priorities, mentioned by fewer than one-fifth of Calgarians (16%). This is consistent with mentions in spring 2025 (14%) but is higher than in fall 2024 (12%). Mentions in this category centre on planning, development, and land use issues.
- 'Rounding out the top five is transit, with more than one-in-ten (13%) citing it as a key priority. This proportion is consistent with both spring 2025 (14%) and fall 2024 (14%). Specific concerns relate to public transportation, including buses, the C-train, and poor service.
- Beyond the top five priorities, Calgarians also show double-digit mentions for environment and waste management (11%) and the economy (10%). Environmental concerns focus on cleaning up the city, communities, and parks, while economic issues relate to the broader economy and the cost of living.



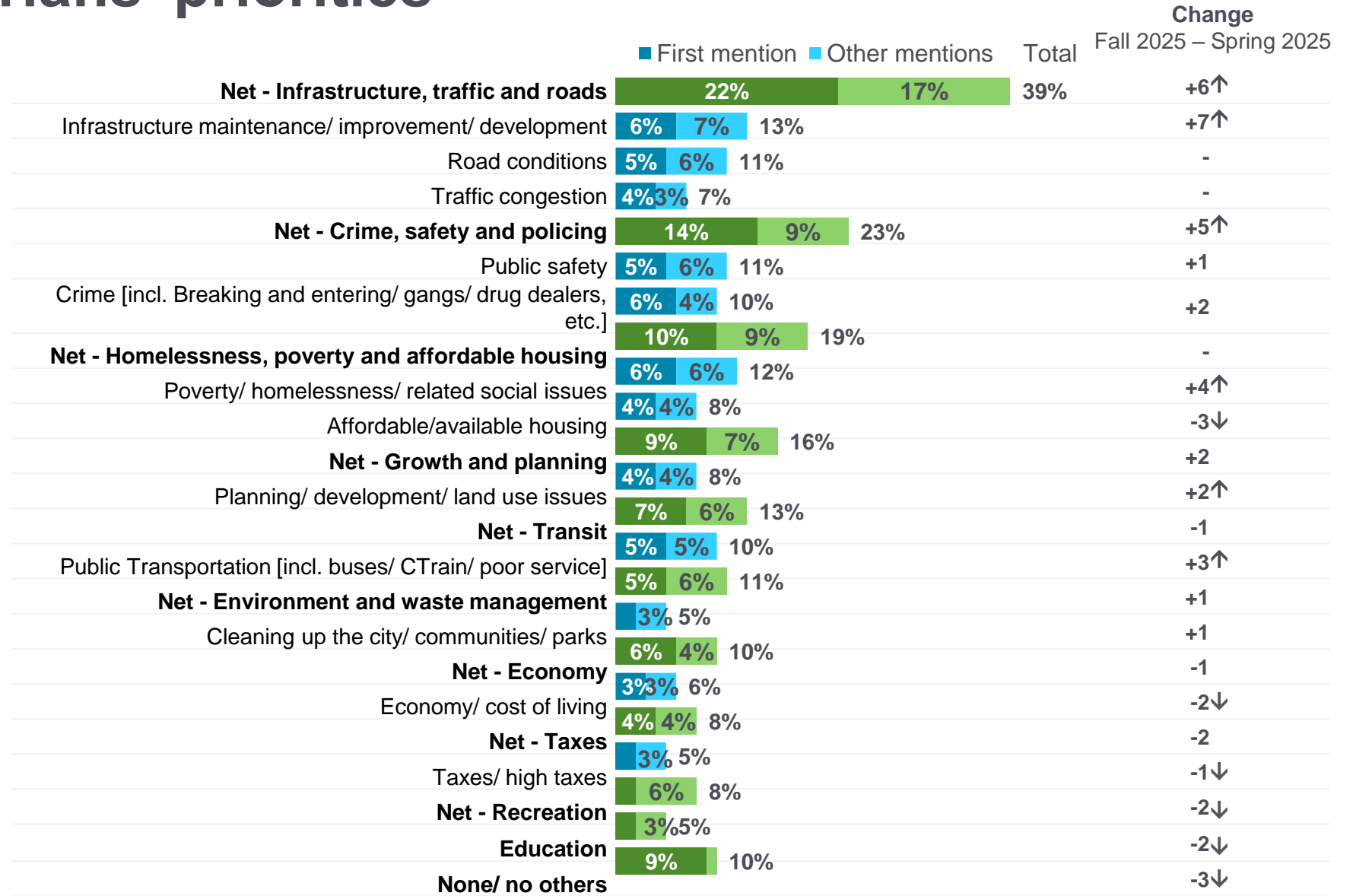
# Calgarians' priorities

Multiple responses allowed

Mentions <5% are not shown  
Data labels of <3% are not shown

↑/↓ Statistically higher/lower than spring 2025

A "Net" is a combination of 2 or more mentions that cover a specific theme.



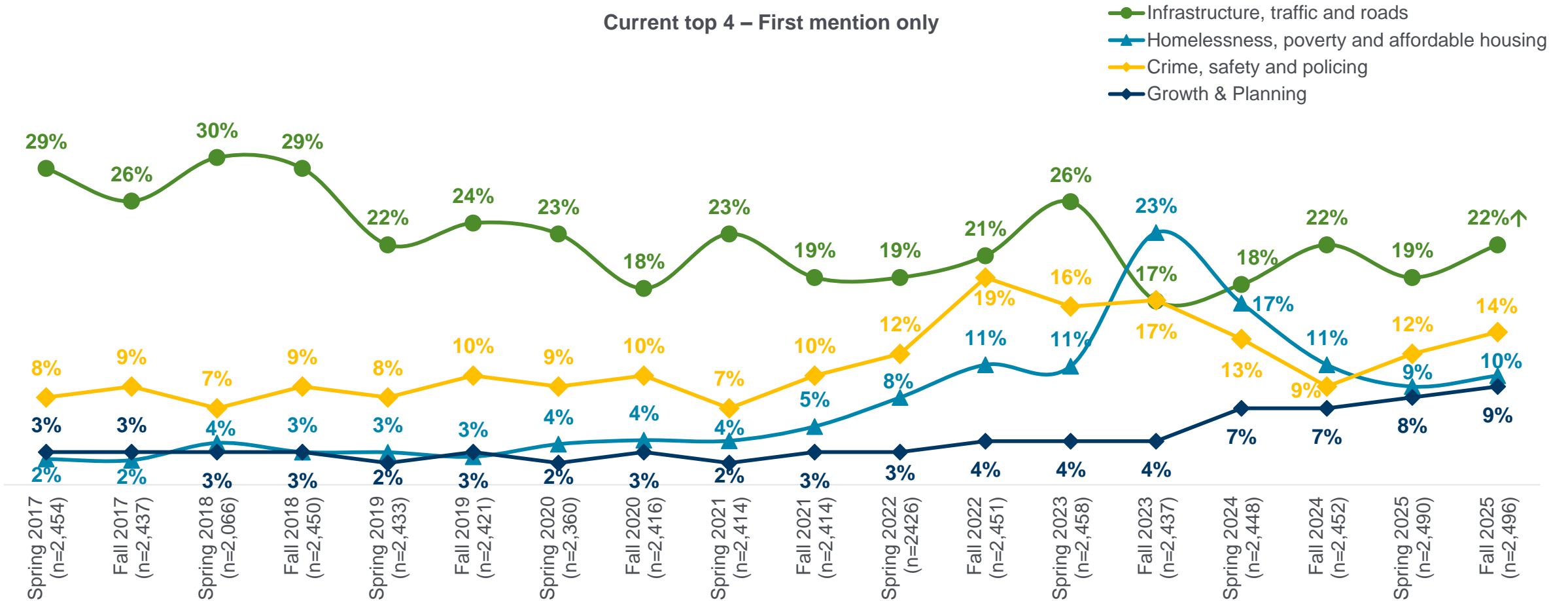
Q. In your view, as a resident of the city of Calgary, what is the most important issue facing your community, that is, the one issue you feel should receive the greatest attention from your local leaders? Are there any other important local issues?

Base: Valid respondents (n=2,496)



# Tracking – Most important priorities facing Calgary

Current top 4 – First mention only



Q. In your view, as a resident of the city of Calgary, what is the most important issue facing your community, that is, the one issue you feel should receive the greatest attention from your local leaders?  
 Base: Valid respondents

↑/↓ Statistically higher/lower than spring 2025



# City services and programs

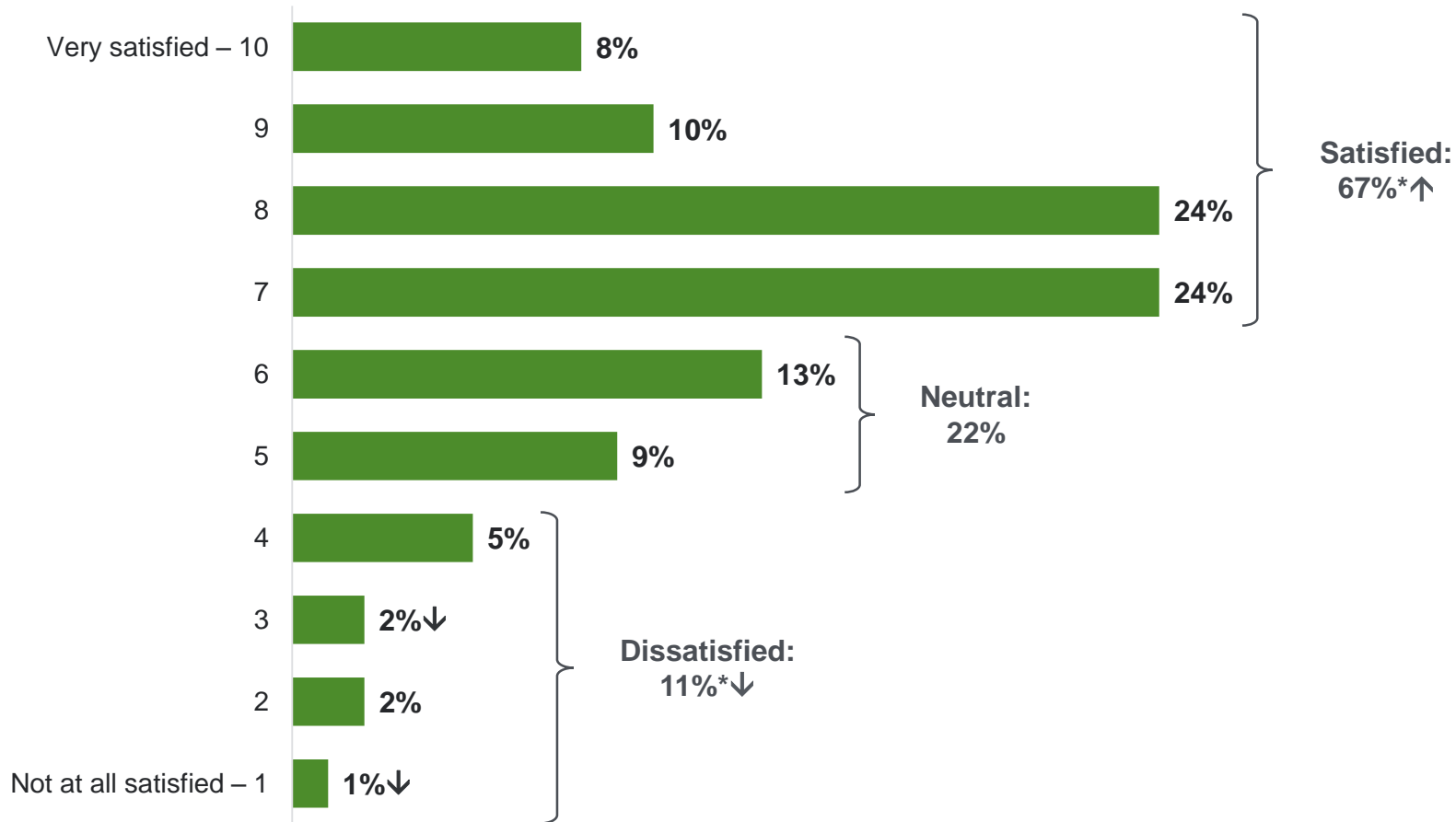
# Summary of findings: Satisfaction with City services and programs

**Calgarians are happier with City services and programs than they were over the past three waves.**

- After a period of relatively lower ratings, two-thirds (67%) of Calgarians are satisfied with the overall level and quality of services and programs offered by The City, higher than both spring 2025 (61%) and fall 2024 (63%). Ratings have reverted to levels last seen in 2022 and 2023.



# Satisfaction with the overall level and quality of City services and programs



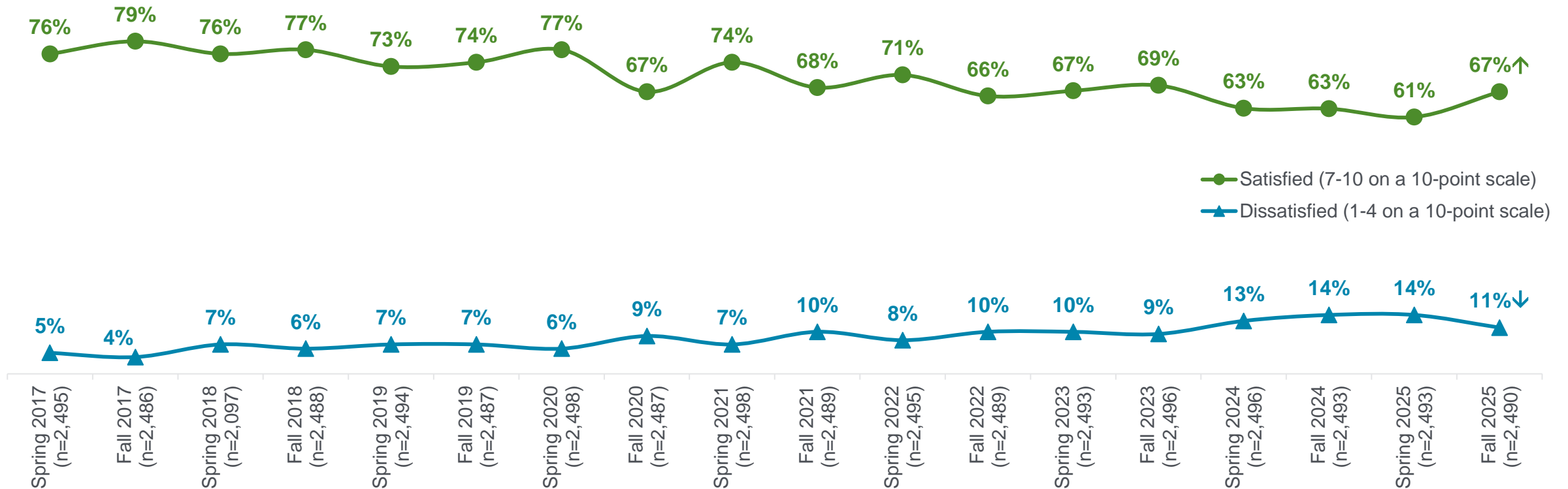
Q. On a scale of 1 to 10 where 1 is not at all satisfied and 10 is very satisfied, how satisfied are you with the overall level and quality of services and programs provided by The City of Calgary?  
 Base: Valid respondents (n=2,490)

\*Rounding  
 ↑/↓ Statistically higher/lower than spring 2025



# Tracking – Satisfaction with the overall level and quality of City services and programs

Satisfaction with overall level and quality of services and programs provided by The City of Calgary



Q. On a scale of 1 to 10 where 1 is not at all satisfied and 10 is very satisfied, how satisfied are you with the overall level and quality of services and programs provided by The City of Calgary?  
 Base: Valid respondents

↑/↓ Statistically higher/lower than spring 2025



# Taxation

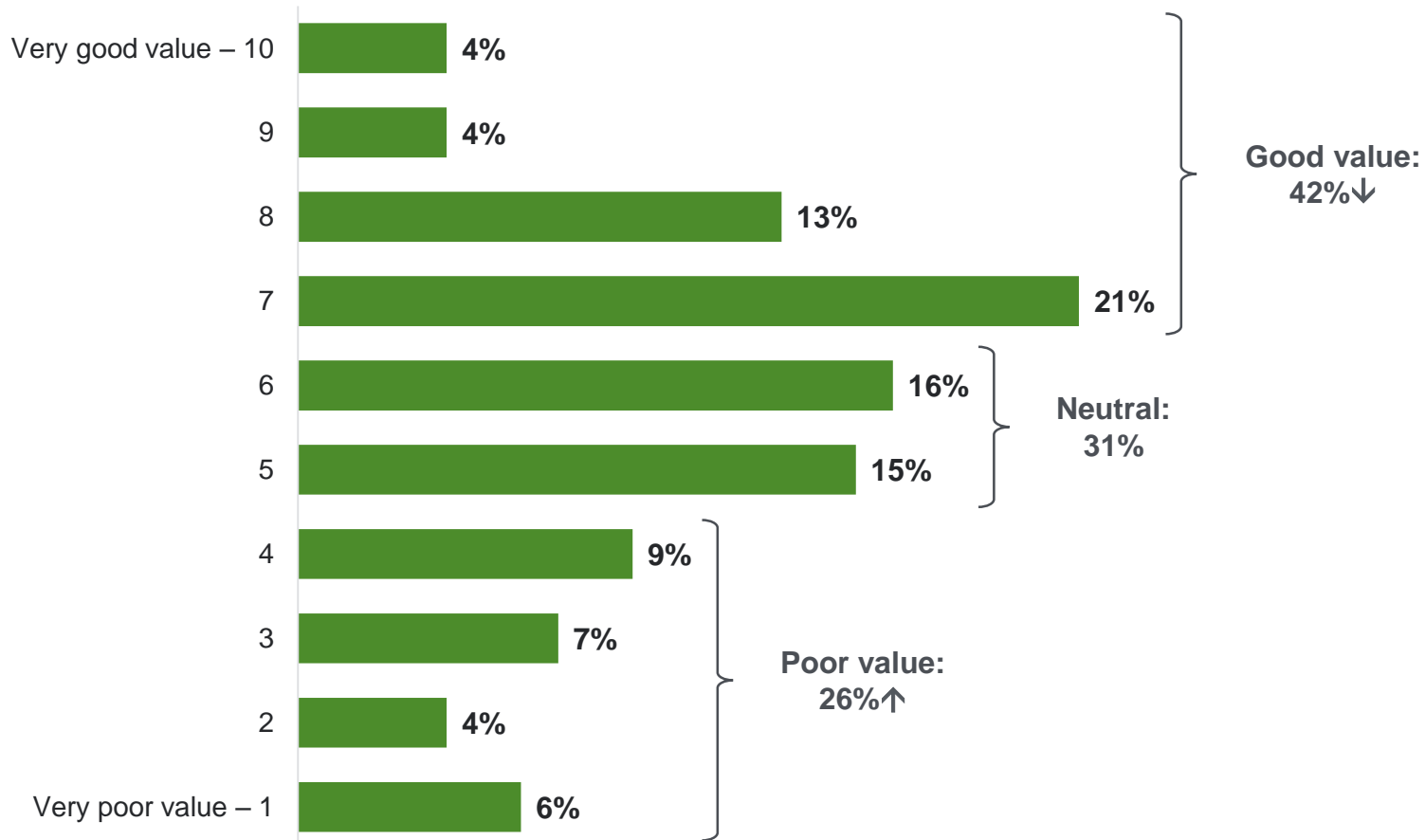
# Summary of findings: Taxation

**Calgarians remain polarized over their preferences for how to balance taxes and services, and the perceived value for tax dollars has once again declined, hitting a new low point.**

- Around two-fifths (42%) of Calgarians say they receive good value for their municipal property tax dollars. This is a decline from spring 2025 (46%) though similar to fall 2024 (43%). One-quarter (26%) rate the value as poor, which is higher than spring 2025 (23%), and consistent with fall 2024 (28%).
- When faced with the trade-off between taxation and services, Calgarians lean slightly more toward preserving services over tax relief. One-half (50%) prefer raising taxes to maintain or expand services. This is consistent with spring 2025 (52%) and higher than fall 2024 (46%). Breaking this down:
  - One-in-ten (10%) favour raising taxes beyond current inflation to expand services, consistent with spring 2025 (9%) and an increase from fall 2024 (7%).
  - Two-fifths (40%) favour raising taxes at the rate of inflation to maintain current service levels, down from spring 2025 (44%) and in line with fall 2024 (39%).
- Nearly as many Calgarians (42%) prefer the alternative approach of reducing services to maintain or reduce taxes, on par with spring 2025 (41%) and lower than fall 2024 (45%). This breaks down as:
  - One-fifth (19%) prefer cutting services to maintain current tax levels, consistent with spring 2025 (21%) and down from fall 2024 (23%).
  - Around one-fifth (22%) prefer cutting services to reduce taxes, an increase from spring 2025 (19%) and consistent with fall 2024 (23%).



# Perceived value of property taxes

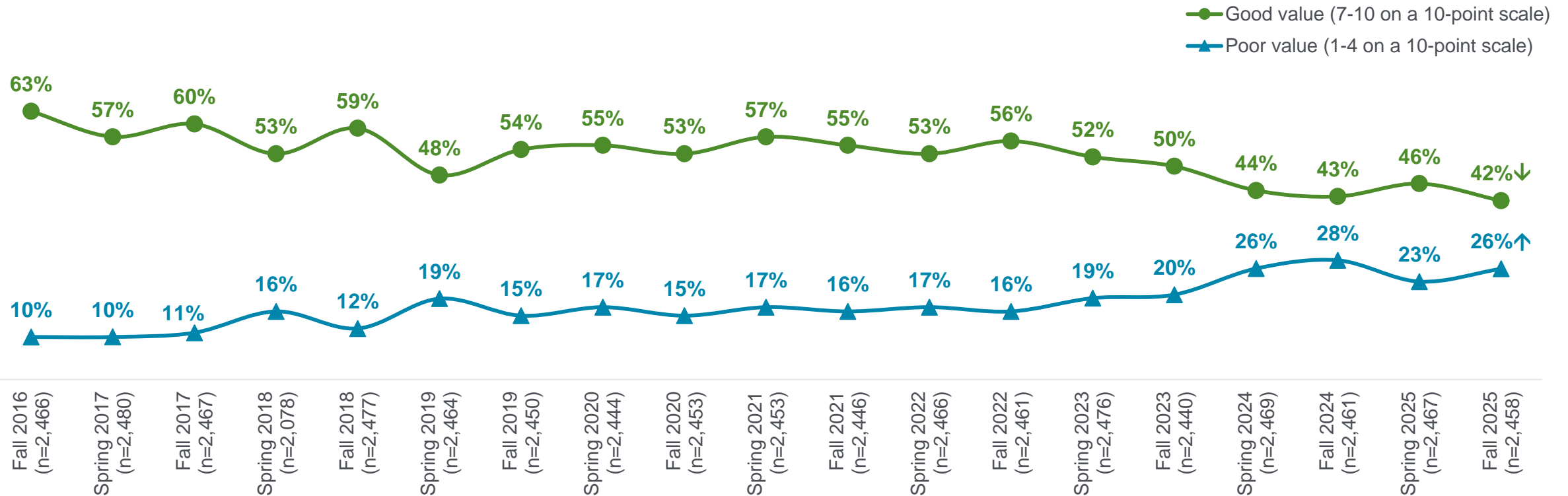


Q. Property tax dollars are divided between The City and the Province. Approximately two-thirds of residential property tax payments goes to The City to fund municipal services. Considering the services provided by The City, please rate the value you feel you receive from your municipal property tax dollars using a scale of 1 to 10 where 1 is very poor value and 10 is very good value.  
 Base: Valid respondents (n=2,458)

↑/↓ Statistically higher/lower than spring 2025



# Tracking – Perceived value of property taxes

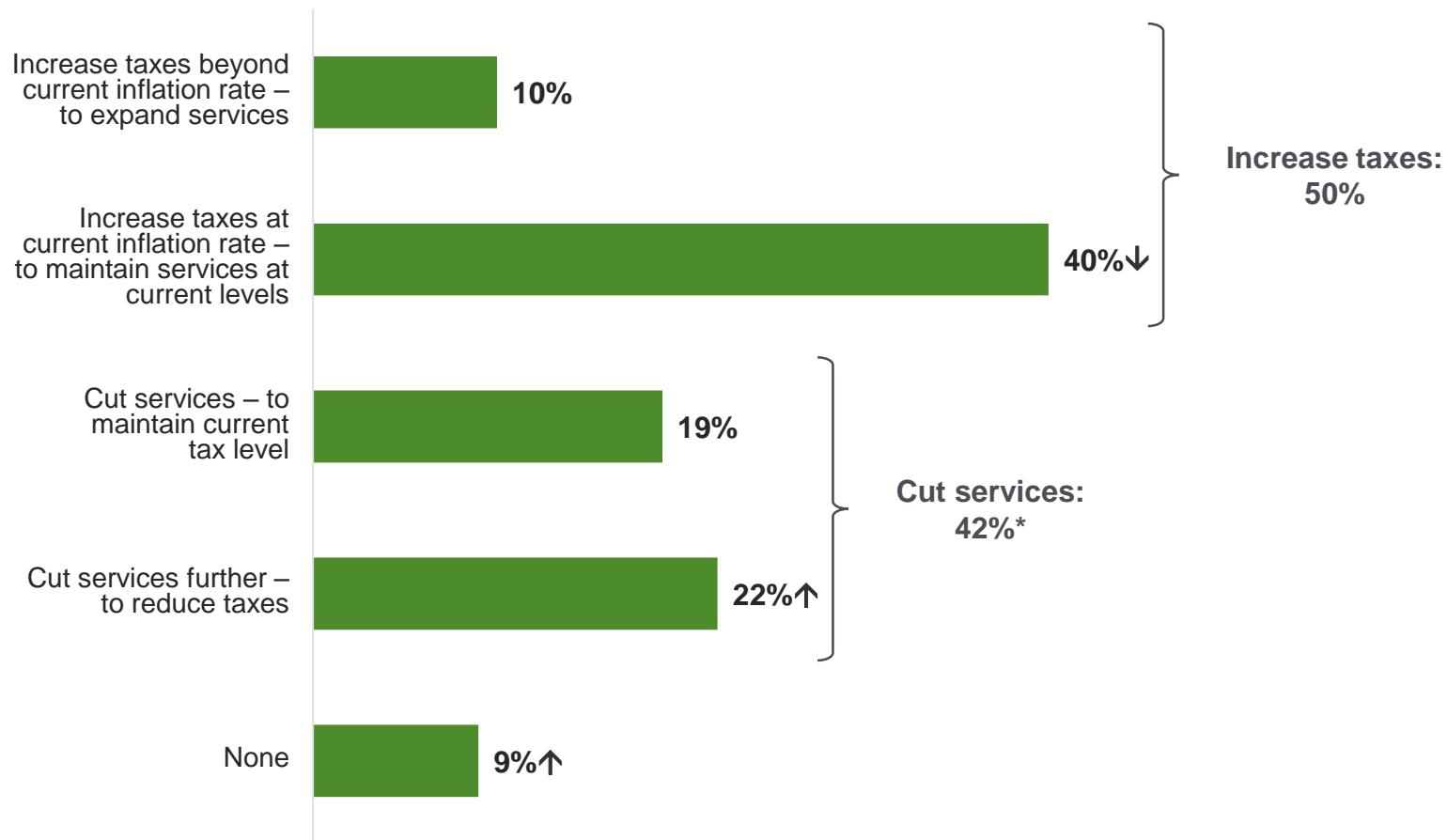


Q. Property tax dollars are divided between The City and the Province. Approximately two-thirds of residential property tax payments goes to The City to fund municipal services. Considering the services provided by The City, please rate the value you feel you receive from your municipal property tax dollars using a scale of 1 to 10 where 1 is very poor value and 10 is very good value.  
 Base: Valid respondents

↑/↓ Statistically higher/lower than spring 2025



# Balancing taxation and service delivery levels



Q. Municipal property taxes are the primary way to pay for services and programs provided by The City of Calgary. Due to the increased cost of maintaining current service levels and infrastructure, The City must balance taxation and service delivery levels. To deal with this situation, which of the following four options would you most like The City to pursue?

Base: Valid respondents (n=2,452)

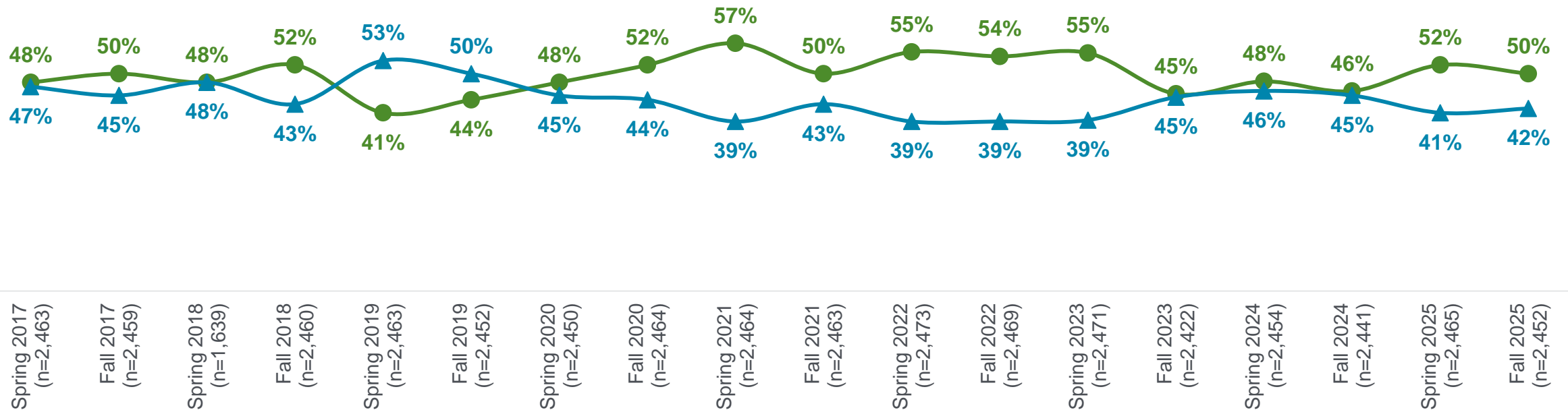
\*Rounding

↑/↓ Statistically higher/lower than spring 2025



# Tracking – Increase taxes vs. cut services

● Increase taxes at or beyond current inflation rate – to maintain or expand services  
 ▲ Cut services – to maintain current or reduce tax level



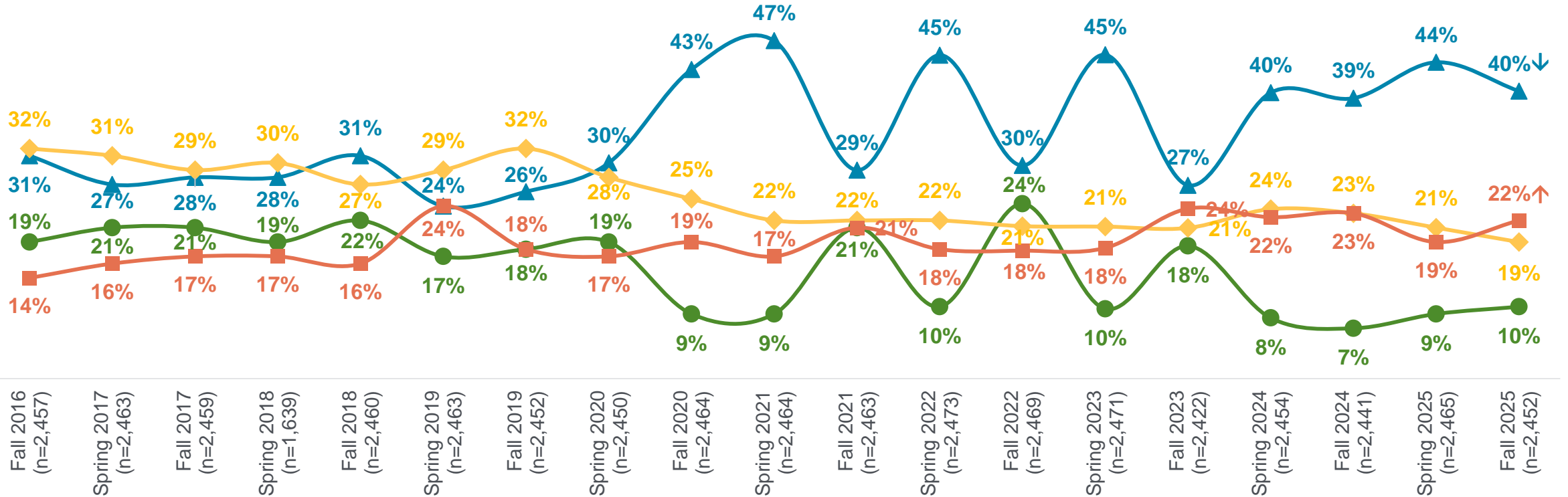
Q. Municipal property taxes are the primary way to pay for services and programs provided by The City of Calgary. Due to the increased cost of maintaining current service levels and infrastructure, The City must balance taxation and service delivery levels. To deal with this situation, which of the following four options would you most like The City to pursue?

Base: Valid respondents



# Tracking – Balancing taxation and service delivery

- Increase taxes beyond current inflation rate – to expand services
- ▲ Increase taxes at current inflation rate – to maintain services at current levels
- ◆ Cut services – to maintain current tax level
- Cut services further – to reduce taxes



Q. Municipal property taxes are the primary way to pay for services and programs provided by The City of Calgary. Due to the increased cost of maintaining current service levels and infrastructure, The City must balance taxation and service delivery levels. To deal with this situation, which of the following four options would you most like The City to pursue?

Base: Valid respondents

↑/↓ Statistically higher/lower than spring 2025



# Customer service, engagement and communication

# Summary of findings: Customer service

**The City's customer service continues to perform well, with ratings holding steady. Most Calgarians are content with the quality of service and agree their expectations are being met. The City's response time has shown modest improvement.**

- Three-quarters (76%) of Calgarians are satisfied with the overall level and quality of customer service from The City, consistent with both fall 2024 (74%) and fall 2023 (75%).
- This general satisfaction is reinforced by three-quarters (75%) agreeing that The City meets their customer service expectations, consistent with spring 2025 (74%) and an increase from fall 2024 (70%).
- Assessments of The City's response times trail other customer service metrics with two-thirds (65%) of Calgarians agreeing that The City responds quickly to requests and concerns, similar to spring 2025 (65%) and fall 2024 (62%).

# Summary of findings: Perceptions of input from Calgarians

**Calgarians are divided about all aspects of public input. There remains a degree of uncertainty on whether input gets incorporated, whether it is meaningful, and the number of opportunities to provide input.**

- More than one-half (57%) of Calgarians are confident that The City is working to improve how it includes Calgarians' input into important decisions, lower than spring 2025 (61%) but remaining higher than fall 2024 (53%).
- When it comes to implementation, a similar proportion of Calgarians (55%) agree that The City uses input from Calgarians in decision making about City projects and services, identical to spring 2025 (55%) and higher than fall 2024 (50%).
- One-half (51%) agree The City allows Calgarians to have meaningful input into decision making, consistent with spring 2025 (54%) and fall 2024 (49%).
- Opportunity for input shows similar division, with around one-half (55%) of Calgarians agreeing that they have enough opportunities to contribute, steady since spring 2025 (57%) and a rise from fall 2024 (50%).

# Summary of findings: Information from The City

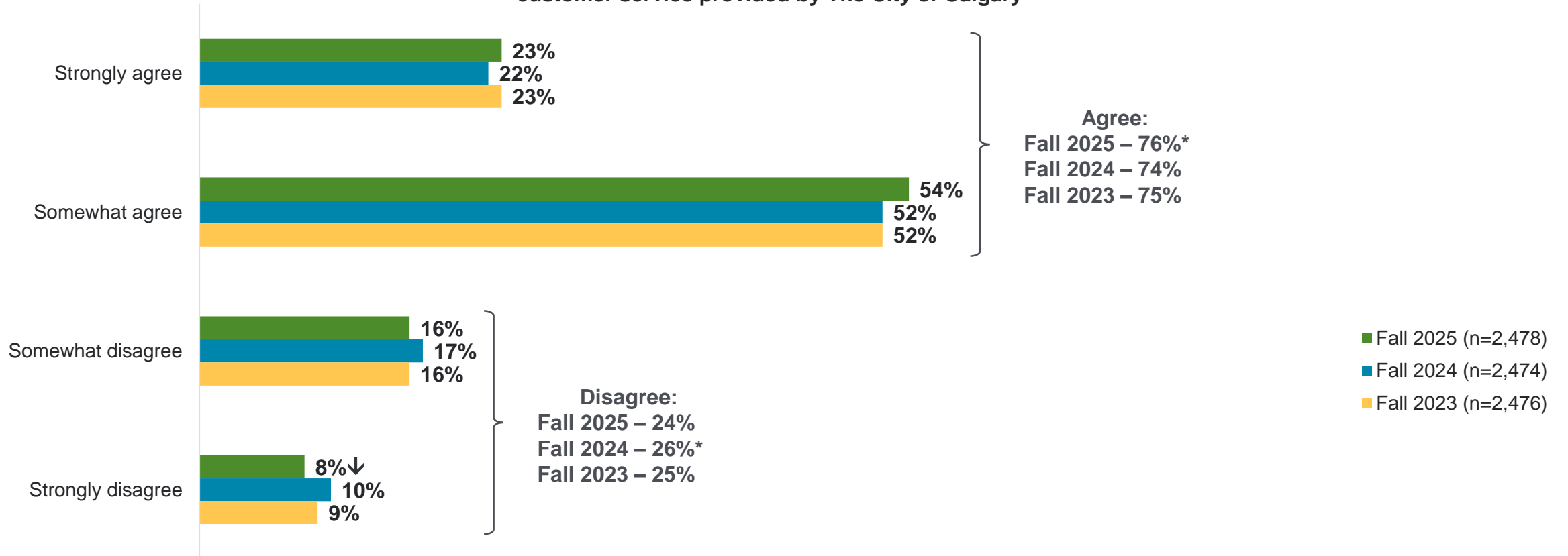
## Information from The City continues to be well-received, with improvements in clarity and trustworthiness.

- The quality of City information is rated positively across all three measures.
  - Around four-fifths (82%) of Calgarians agree that information from The City is easily understood, up from spring 2025 (79%).
  - Nearly four-fifths (78%) believe information from The City is trustworthy, an increase from spring 2025 (74%).
  - Meanwhile, three-quarters (74%) agree that information from The City is timely, similar to spring 2025 (73%).



# Satisfaction with the overall level and quality of customer service

I am satisfied with the overall quality of customer service provided by The City of Calgary



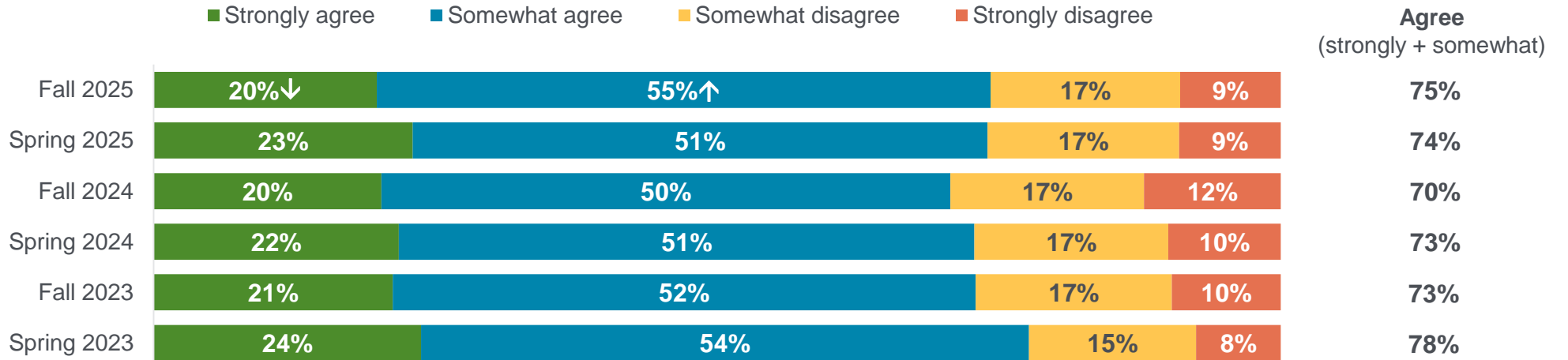
Q. Thinking about your dealings with The City of Calgary, your general impressions and things you may have read, seen or heard, please tell me if you agree or disagree with each of the following statements.  
 Base: Valid respondents

\*Rounding  
 ↑/↓ Statistically higher/lower than fall 2024

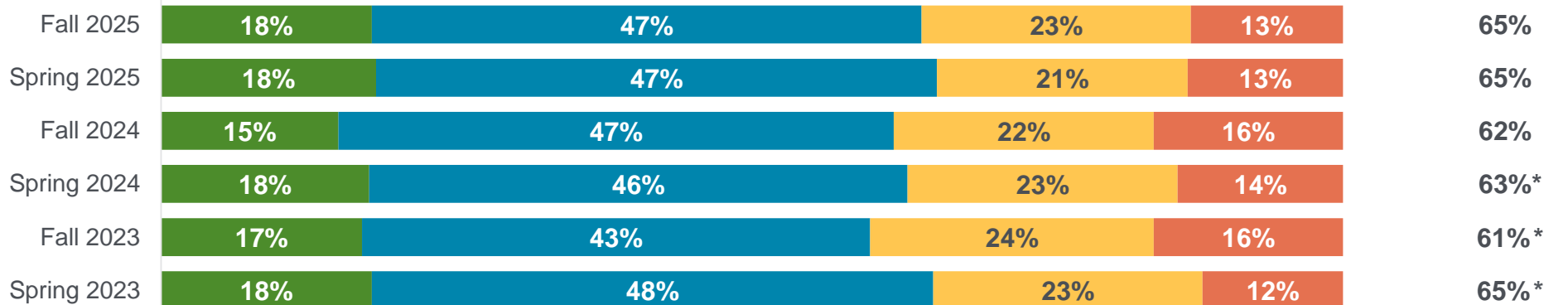


# Attitudes regarding customer service

The City of Calgary meets my customer service expectations



The City responds quickly to requests and concerns



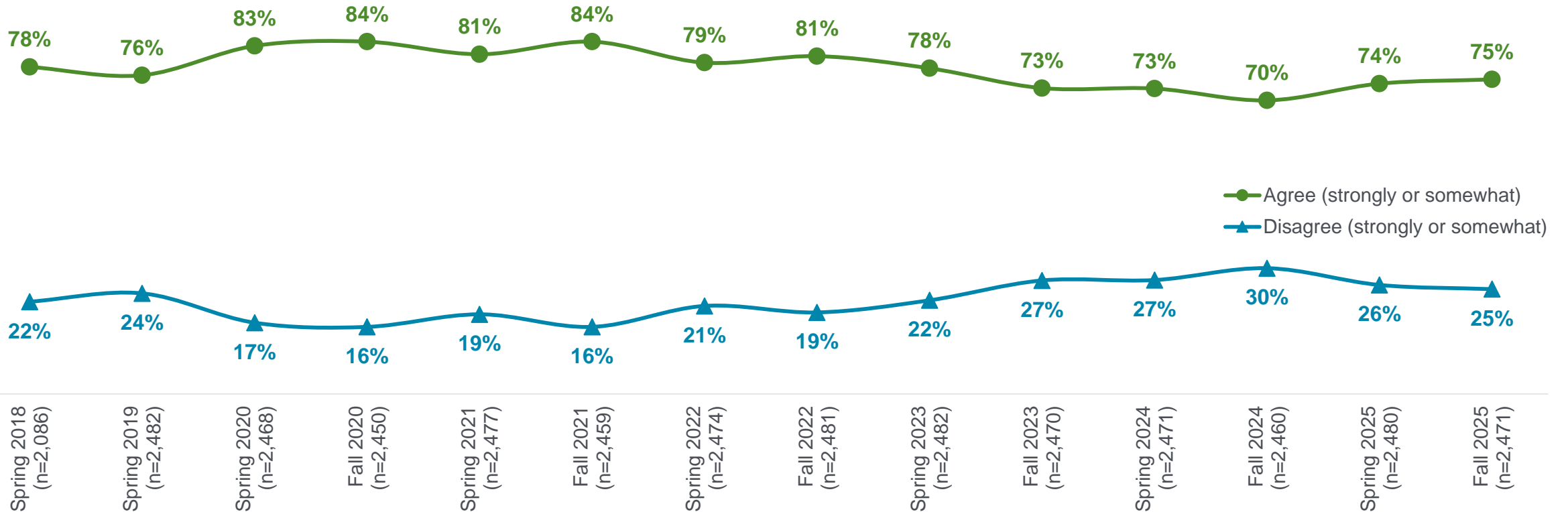
Q. Thinking about your dealings with The City of Calgary, your general impressions and things you may have read, seen or heard, please tell me if you agree or disagree with each of the following statements.  
Base: Valid respondents (bases vary)

\*Rounding  
↑/↓ Statistically higher/lower than spring 2025



# Tracking – Meeting customer service expectations

The City of Calgary meets my customer service expectations

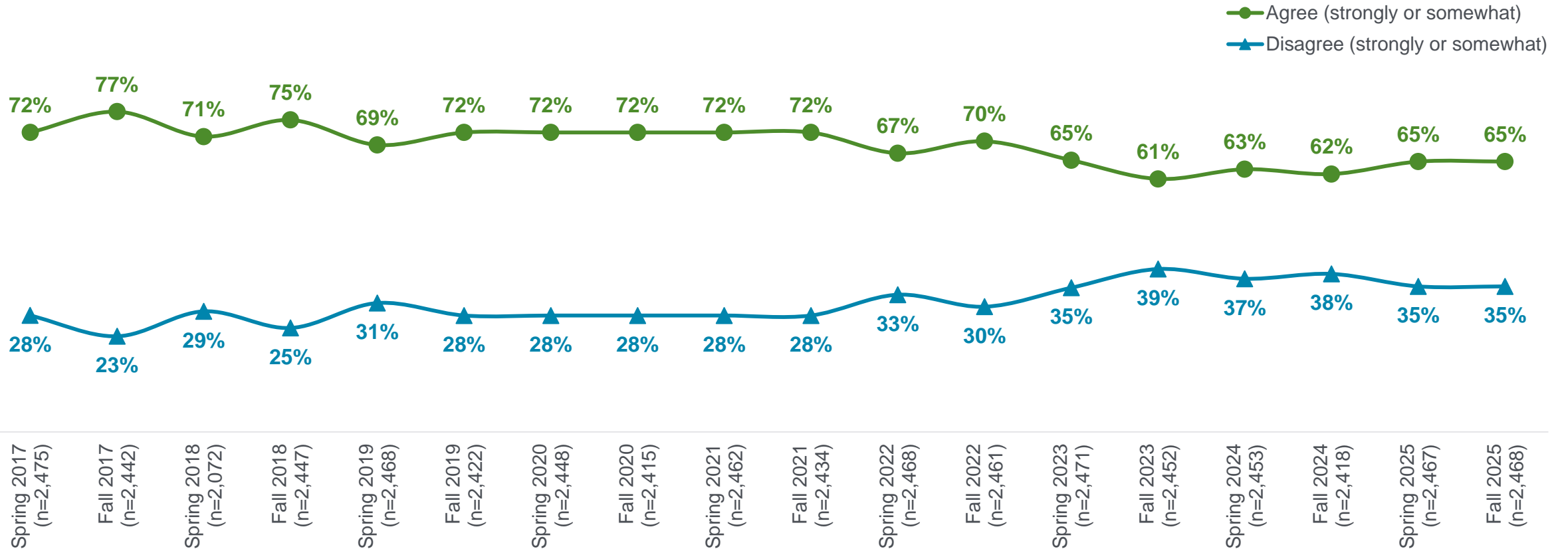


Q. Thinking about your dealings with The City of Calgary, your general impressions and things you may have read, seen or heard, please tell me if you agree or disagree with each of the following statements.  
 Base: Valid respondents



# Tracking – Customer service responsiveness

The City responds quickly to requests and concerns



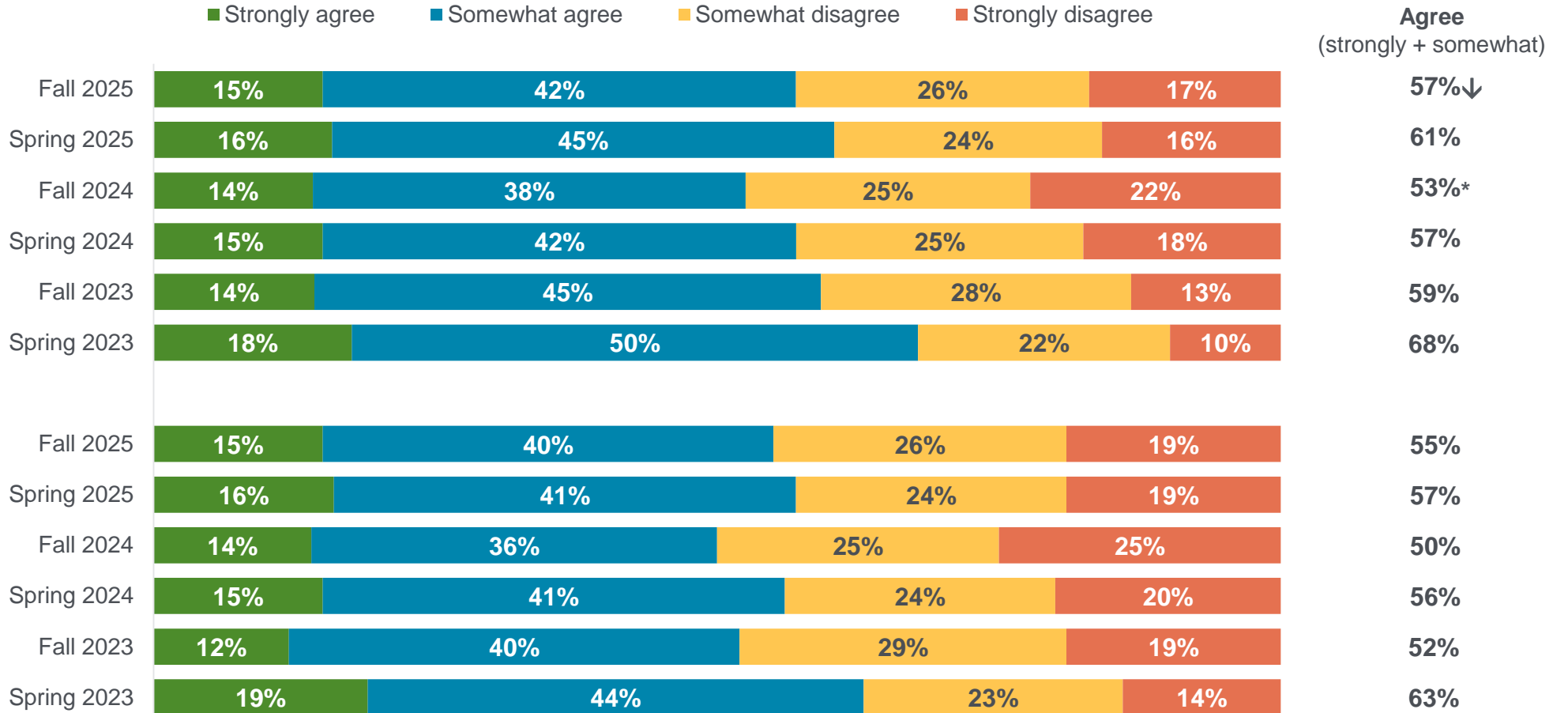
Q. Thinking about your dealings with The City of Calgary, your general impressions and things you may have read, seen or heard, please tell me if you agree or disagree with each of the following statements.

Base: Valid respondents



# Perceptions of input

I am confident that The City of Calgary is working to improve how it includes Calgarians' input into important decisions



Q. Thinking about your dealings with The City of Calgary, your general impressions and things you may have read, seen or heard, please tell me if you agree or disagree with each of the following statements.

Q. Please tell me if you agree or disagree with each of the following statements.

Base: Valid respondents (bases vary)

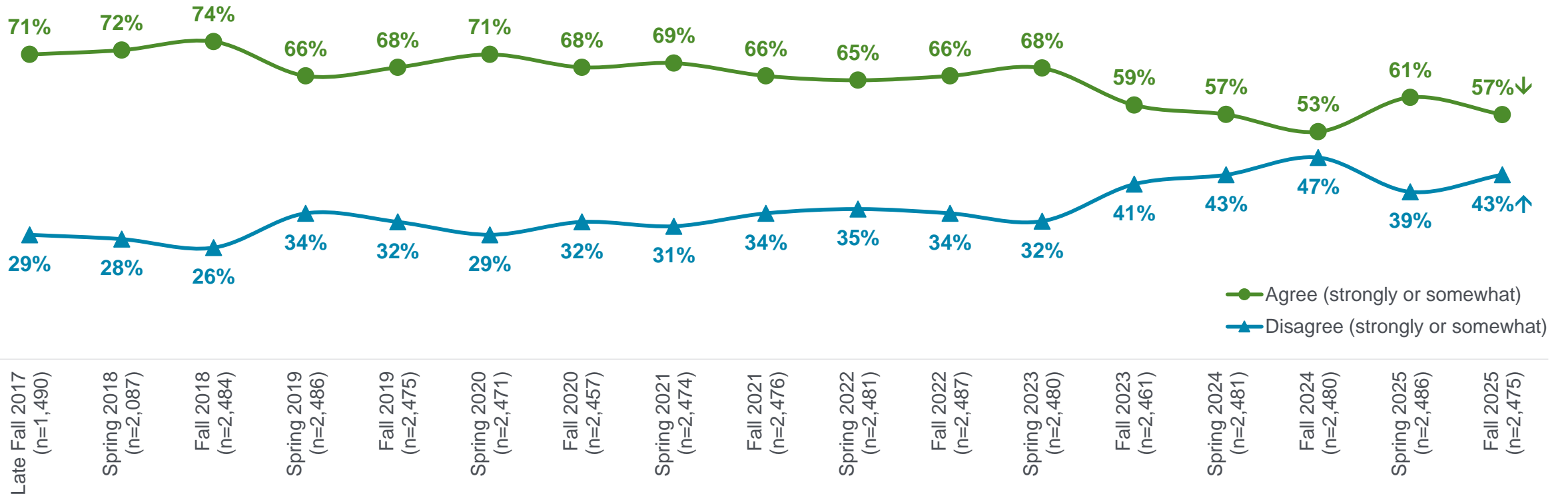
\*Rounding

↑/↓ Statistically higher/lower than spring 2025



# Tracking – Confidence in integration of Calgarians’ input

I am confident that The City of Calgary is working to improve how it includes Calgarians’ input into important decisions



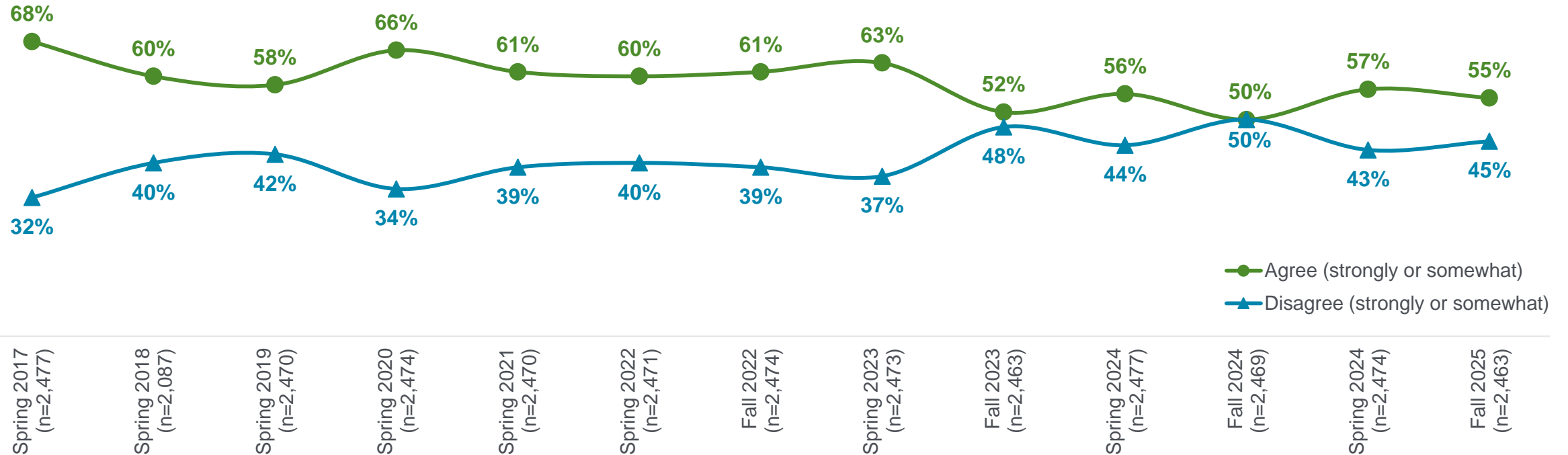
Q. Please tell me if you agree or disagree with each of the following statements.  
Base: Valid respondents

↑/↓ Statistically higher/lower than spring 2025



# Tracking – Enough opportunities for input

Calgarians have enough opportunities to provide input into decision making about City projects and services

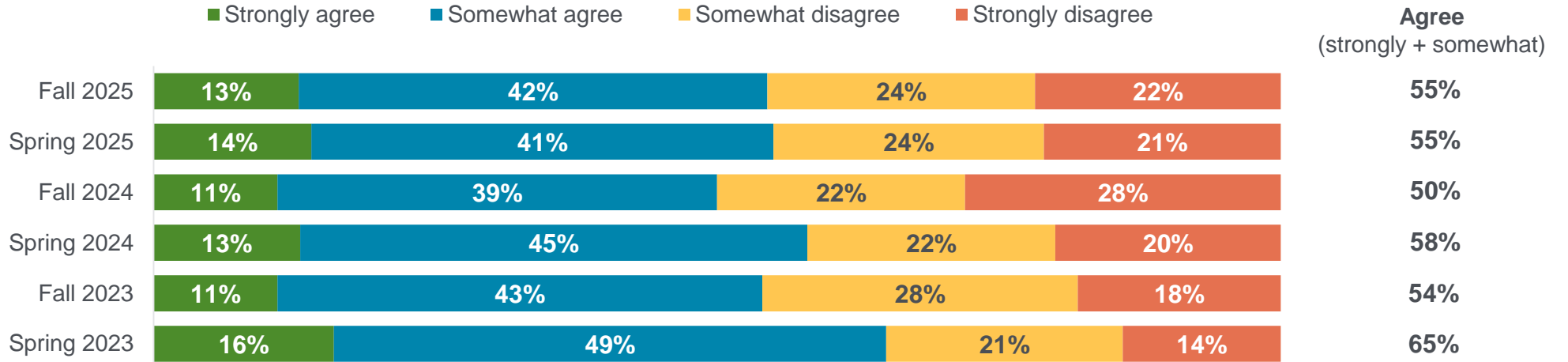


Q. Thinking about your dealings with The City of Calgary, your general impressions and things you may have read, seen or heard, please tell me if you agree or disagree with each of the following statements.  
 Base: Valid respondents

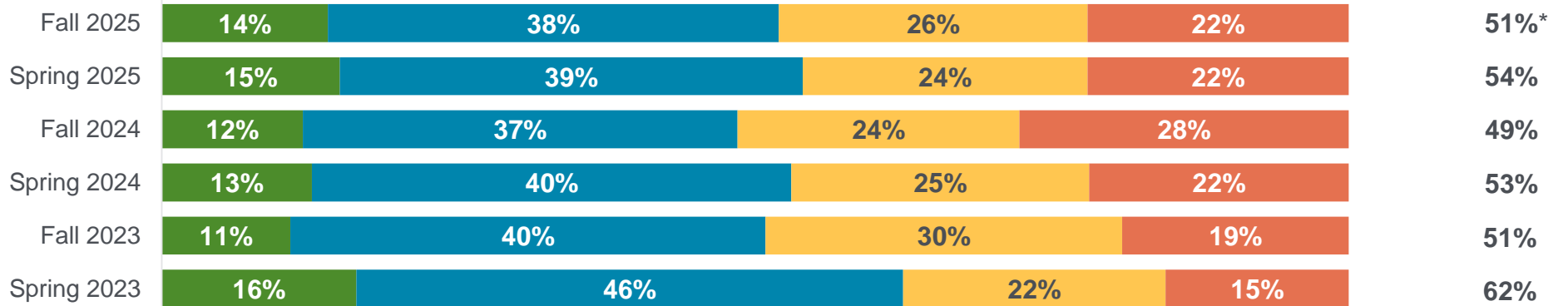


# Perceptions of input (continued)

The City uses input from Calgarians in decision making about City projects and services



The City allows Calgarians to have meaningful input into decision making



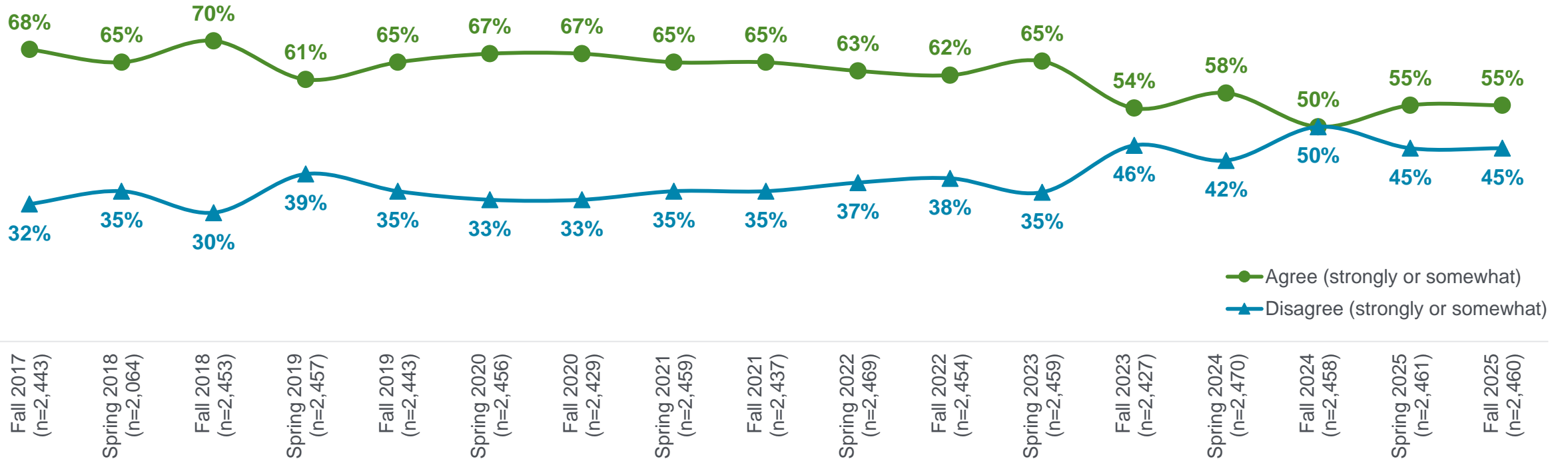
Q. Thinking about your dealings with The City of Calgary, your general impressions and things you may have read, seen or heard, please tell me if you agree or disagree with each of the following statements.  
Base: Valid respondents (bases vary)

\*Rounding



# Tracking – Use of Calgarians’ input in decision making

The City uses input from Calgarians in decision making about City projects and services

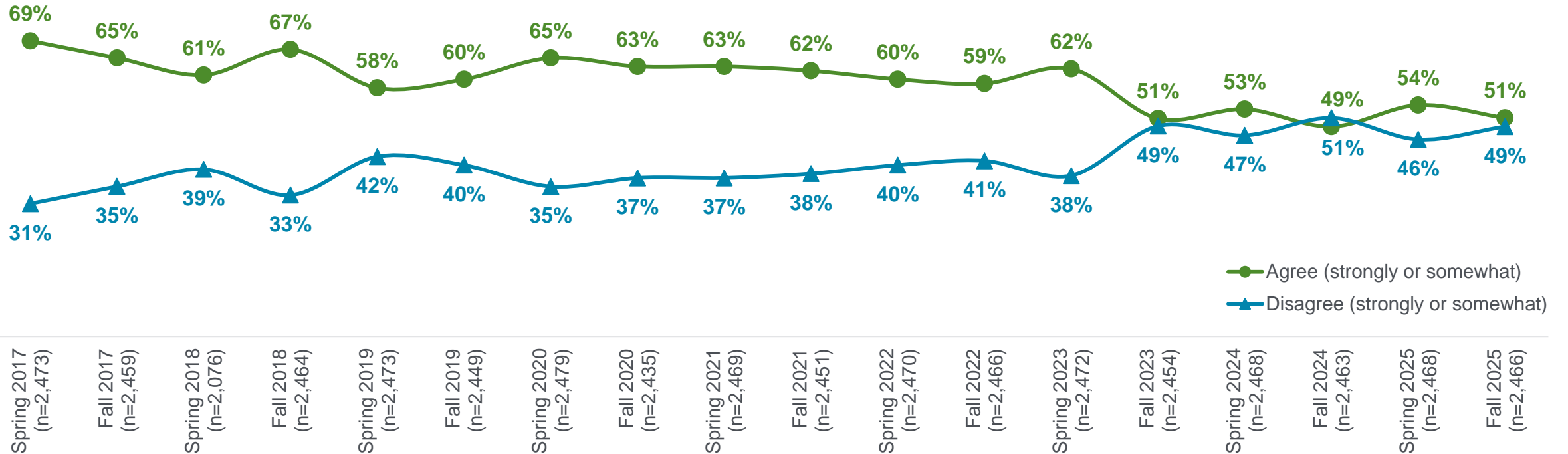


Q. Thinking about your dealings with The City of Calgary, your general impressions and things you may have read, seen or heard, please tell me if you agree or disagree with each of the following statements.  
Base: Valid respondents



# Tracking – Allowing Calgarians to have meaningful input

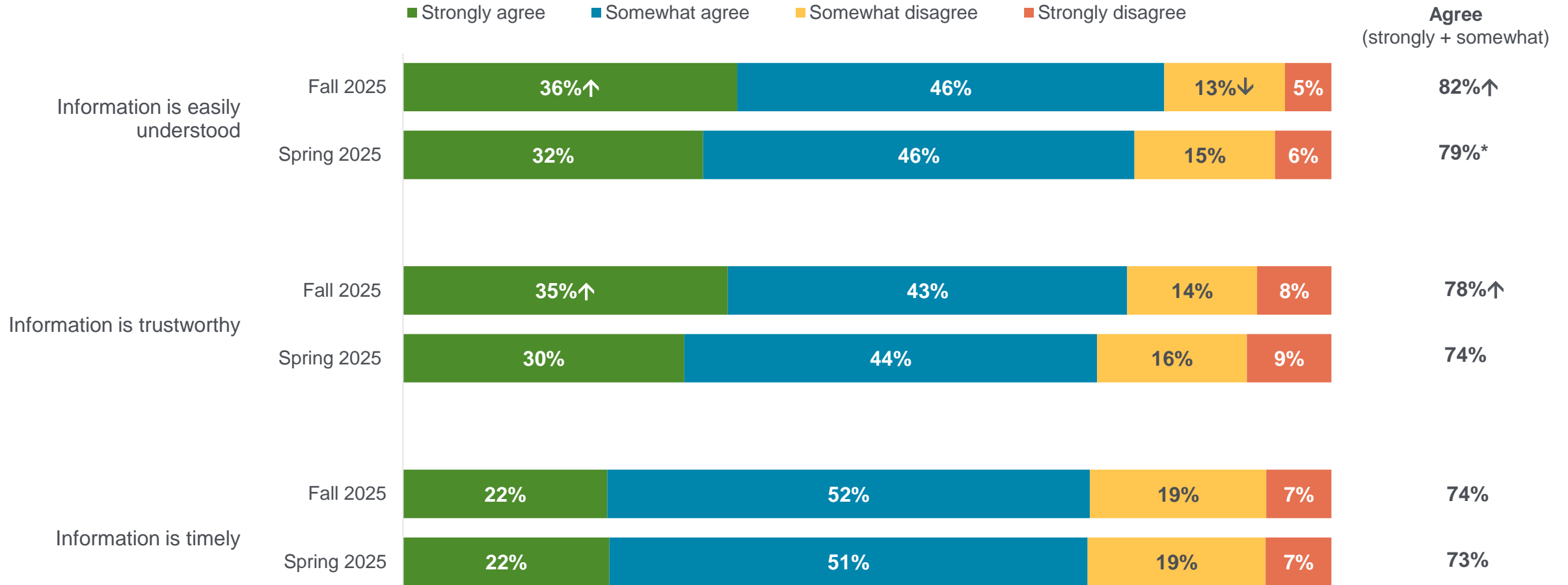
The City allows Calgarians to have meaningful input into decision making



Q. Thinking about your dealings with The City of Calgary, your general impressions and things you may have read, seen or heard, please tell me if you agree or disagree with each of the following statements.  
Base: Valid respondents



# Information received from The City



Q. To what extent do you agree or disagree with each of the following statements.  
 Base: Valid respondents (bases vary)

\*Rounding  
 ↑/↓ Statistically higher/lower than spring 2025



# City reputation and performance

# Summary of findings: City reputation and performance

**Trust has recovered from its lowest point but did not sustain the higher rating achieved in the spring. Satisfaction with The City as a whole shows a similar pattern of partial recovery. Satisfaction with City Administration continues to surpass that of City Council.**

- Around one-half (47%) of Calgarians trust The City, a decline from spring 2025 (52%) but still an increase from fall 2024 (41%). Notably, this decline in trust appears to reflect a shift toward neutral rather than distrust. One-quarter (24%) distrust The City, consistent with spring 2025 (22%) and still an improvement over fall 2024 (30%), while neutral ratings for fall 2025 (30%) are higher than spring 2025 (26%) and in line with fall 2024 (29%).
- Three-fifths (59%) of Calgarians are satisfied with how The City (Council and Administration together) runs the city, a decline from spring 2025 (63%) but still an increase from fall 2024 (53%). After declines that began in late 2023 and deepened through 2024, satisfaction is rebuilding.
- Assessments of City Administration and City Council performance vary:
  - Around two-thirds (68%) are satisfied with City Administration's performance, consistent with spring 2025 (70%) and both 2025 waves are an improvement over the all time low seen in fall 2024 (63%). Having experienced less severe declines in 2024 than other measures, Administration ratings show a gradual improvement.
  - One-half (50%) are satisfied with City Council's performance, similar to spring 2025 (52%) and both 2025 waves are up from fall 2024 (46%), although they have not yet returned to levels seen before 2024. Council ratings, affected by the same late 2023 downturn as other metrics, have not recovered as well.

# Summary of findings: City reputation and performance

**The City has made progress in responding to resident needs and expectations. After spring gains, fewer Calgarians say The City practices open and accessible government, and the perception of Council and Administration working collaboratively fell back to last fall's low levels. Opinions on City spending continue to fluctuate and are at another low point.**

- Three-fifths (61%) of Calgarians believe that The City practices open and accessible government, consistent with spring 2025 (64%) and still up from a low in fall 2024 (56%).
- A similar proportion (60%) agree The City is responsive to residents' needs and expectations, rebounding from a decline in fall 2024 (56%) and returning to near fall 2023 levels (61%).
- Perceptions of the working relationship between Council and Administration continue to fluctuate. More than one-half (56%) of Calgarians believe City Council and Administration collaborate effectively, a decrease from spring 2025 (61%) and consistent with fall 2024 (54%).
- Financial management, however, continues to lag behind other measures with only around one-half (46%) believing that The City manages spending in a responsible way that reflects the needs and priorities of Calgarians, a decline from spring 2025 (52%) and comparable to fall 2024 (45%). This metric has shown unpredictable movement since fall 2023 and has not experienced the recovery seen in other areas.

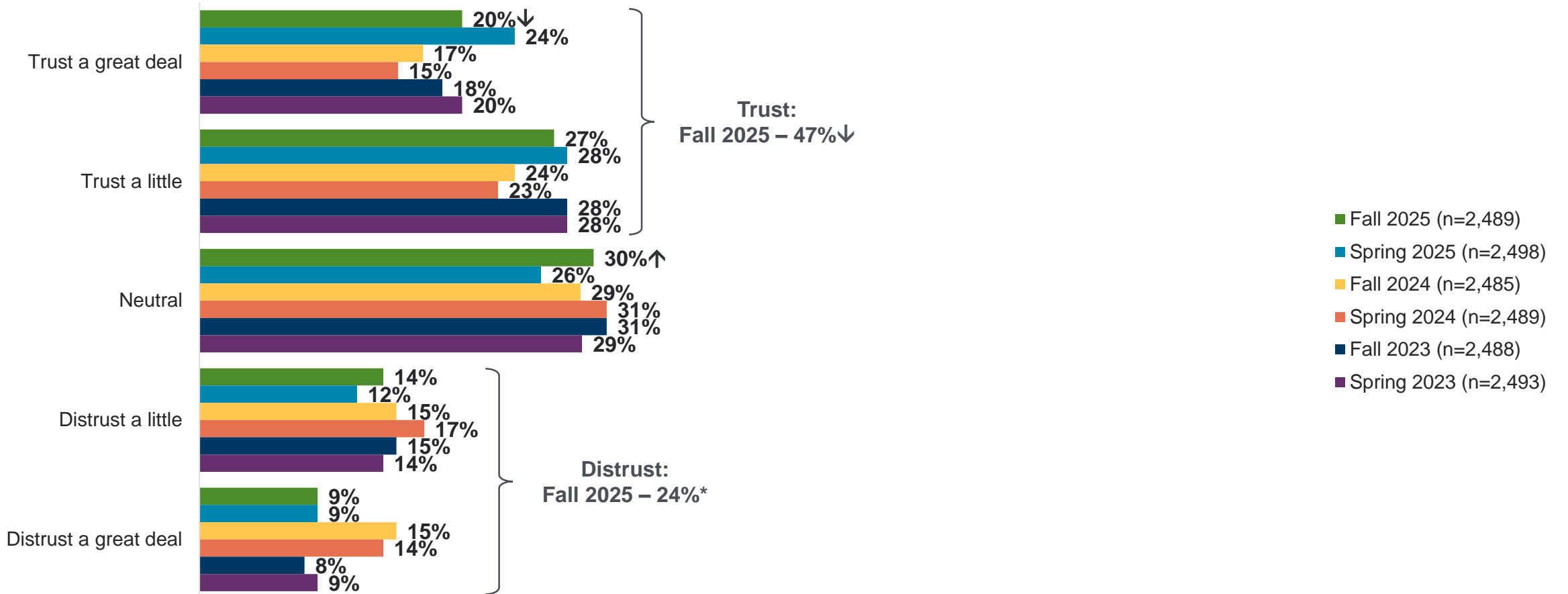
# Summary of findings: City reputation and performance

## Calgarians maintain consistent opinions regarding The City's competence and integrity measures, but their opinions regarding beneficence measures have declined.

- Around two-thirds (68%) of Calgarians believe The City possess the knowledge and expertise to make the right decisions on important issues, similar to its first measure in spring 2025 (67%). However, only around one-half (55%) feel The City focuses on things that are important, unchanged from spring 2025 (55%).
- This gap is reflected in declining perceptions that The City's decisions are focused on residents' needs, with three-fifths (59%) of Calgarians holding this belief, down from spring 2025 (63%).
- Showing a more notable decline, around one-half (53%) believe The City (including both Council and Administration) is accountable for its actions, a decrease from spring 2025 (59%).
- More positively, perceptions of reliability remain stable with three-fifths (61%) of Calgarians agreeing that The City can be relied on to do what it says it will do, comparable to spring 2025 (60%).
- Perceptions of transparency also remain stable, with around one-half (55%) of Calgarians believing The City is transparent in its decision-making, identical to spring 2025 (55%).



# Trust in The City of Calgary



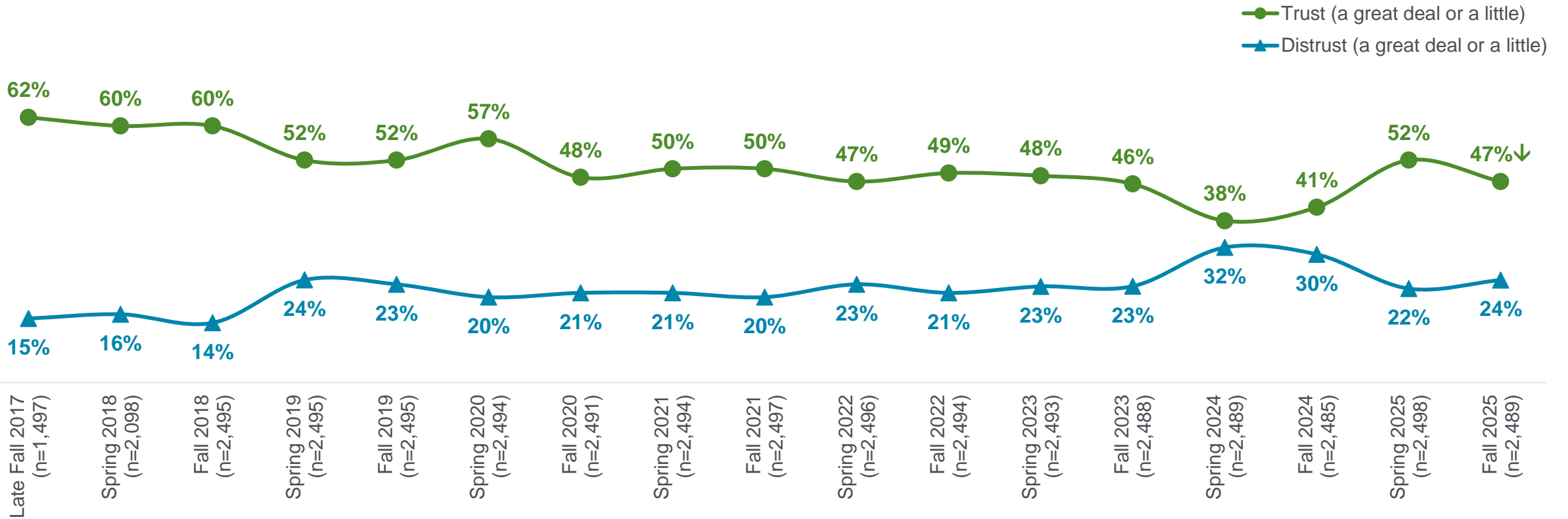
Q. Considering all the things you think are important, how much do you trust or distrust The City of Calgary?  
 Base: Valid respondents

\*Rounding  
 ↑/↓ Statistically higher/lower than spring 2025



# Tracking – Trust in The City of Calgary

Trust/distrust The City of Calgary



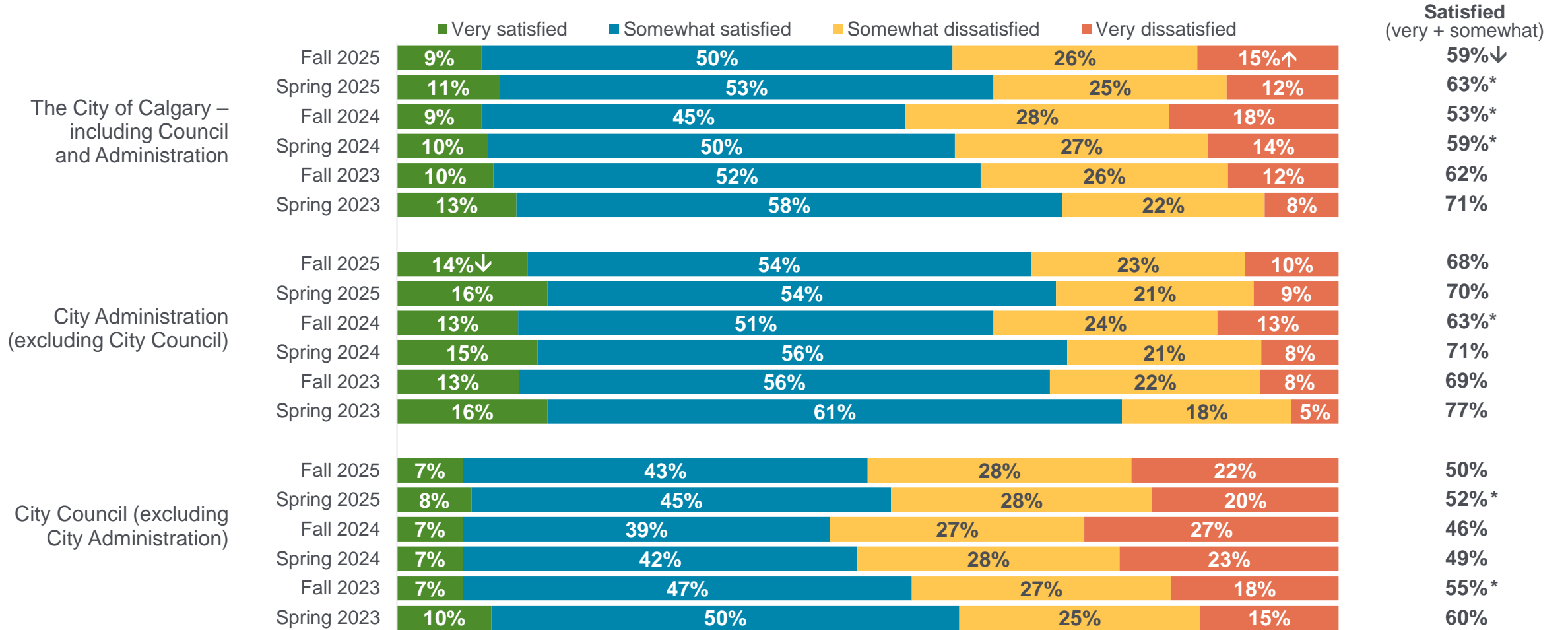
Q. Considering all the things you think are important, how much do you trust or distrust The City of Calgary?  
 Base: Valid respondents

↑/↓ Statistically higher/lower than spring 2025



# Perceptions about City performance

As you may know, **City Council** is made up of elected officials who are the legislative body that govern The City. While **City Administration** is made up of non-elected employees at The City who are responsible for the management and running of local services. In other words, public servants who administer services, facilities, safety and infrastructure for communities.



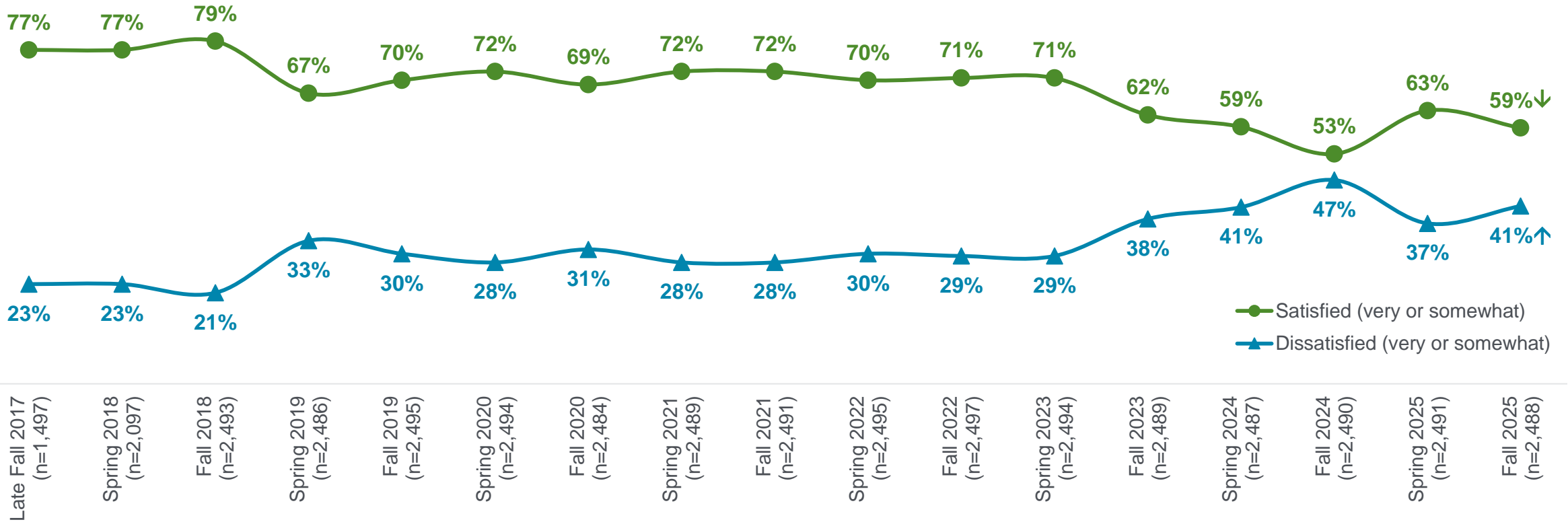
Q. Taking everything into account, how satisfied or dissatisfied are you with the way The City of Calgary – including Council and City Administration is going about running our city? / Q. Thinking about [INSERT], how satisfied or dissatisfied are you with the way [INSERT] is going about running our City?  
 Base: Valid respondents (bases vary)

\*Rounding  
 ↑/↓ Statistically higher/lower than spring 2025



# Tracking – City of Calgary performance

Satisfaction with the way The City of Calgary – including Council and Administration as a whole – is running our city



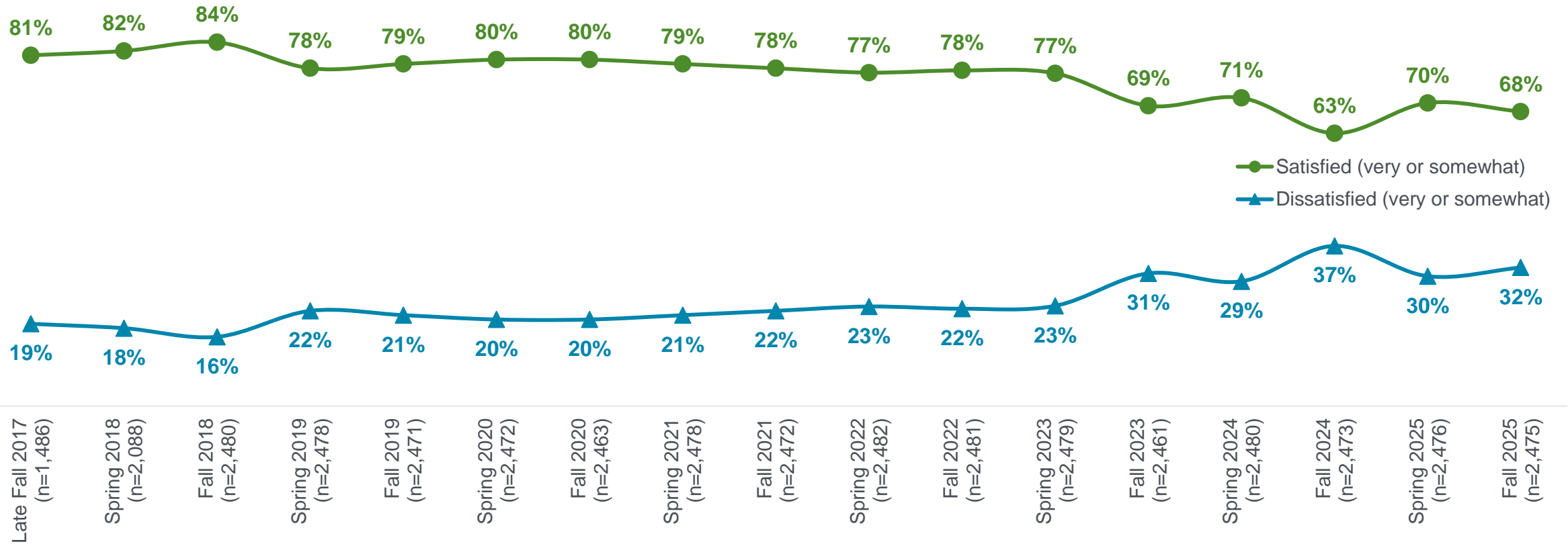
Q. Taking everything into account, how satisfied or dissatisfied are you with the way The City of Calgary – including Council and City Administration as a whole – is going about running our city?  
 Base: Valid respondents

↑/↓ Statistically higher/lower than spring 2025



# Tracking – Performance of City Administration

Satisfaction with the way Calgary’s City Administration, excluding Council, is running our city

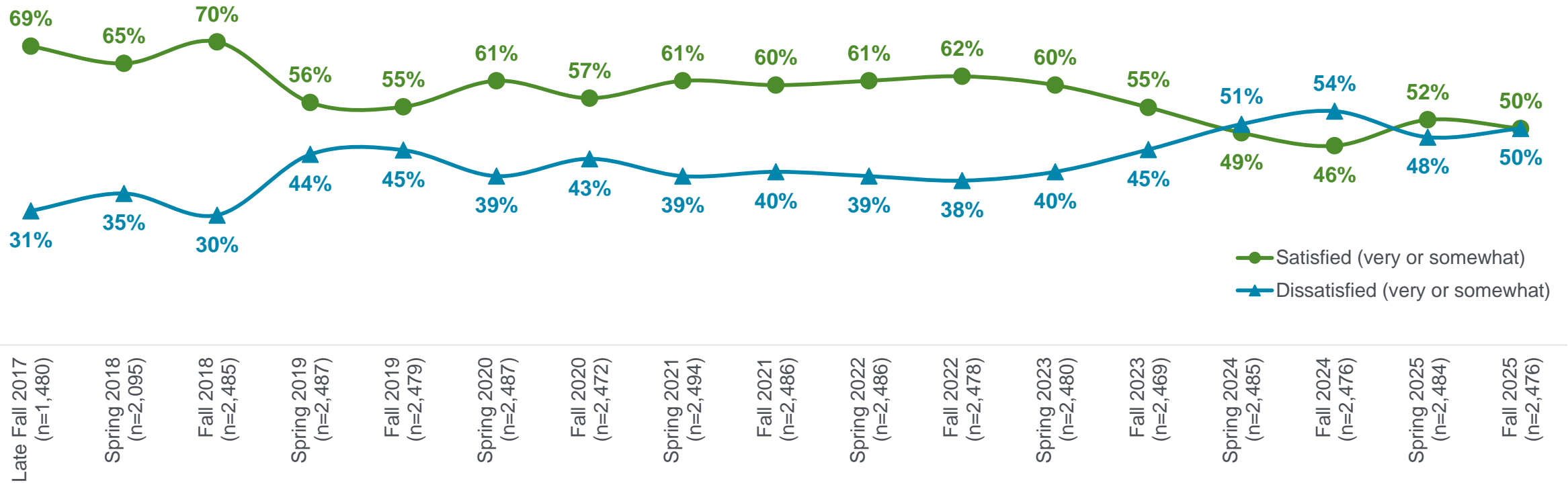


Q. Thinking about Calgary’s City Administration, excluding Council, how satisfied or dissatisfied are you with the way City Administration is going about running our city?  
 Base: Valid respondents



# Tracking – Performance of City Council

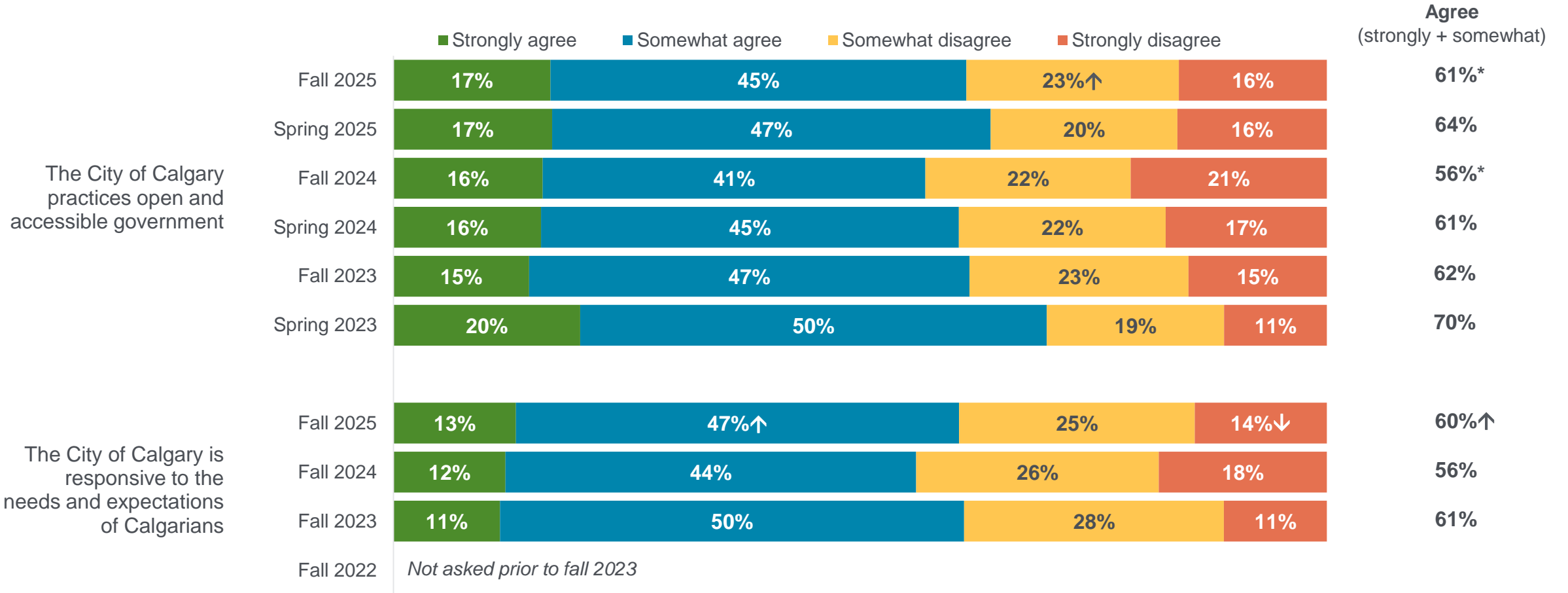
Satisfaction with the way Calgary’s City Council, excluding City Administration, is running our city



Q. Thinking about Calgary’s City Council, excluding City Administration, how satisfied or dissatisfied are you with the way City Council is going about running our city?  
 Base: Valid respondents



# Attitudes regarding The City



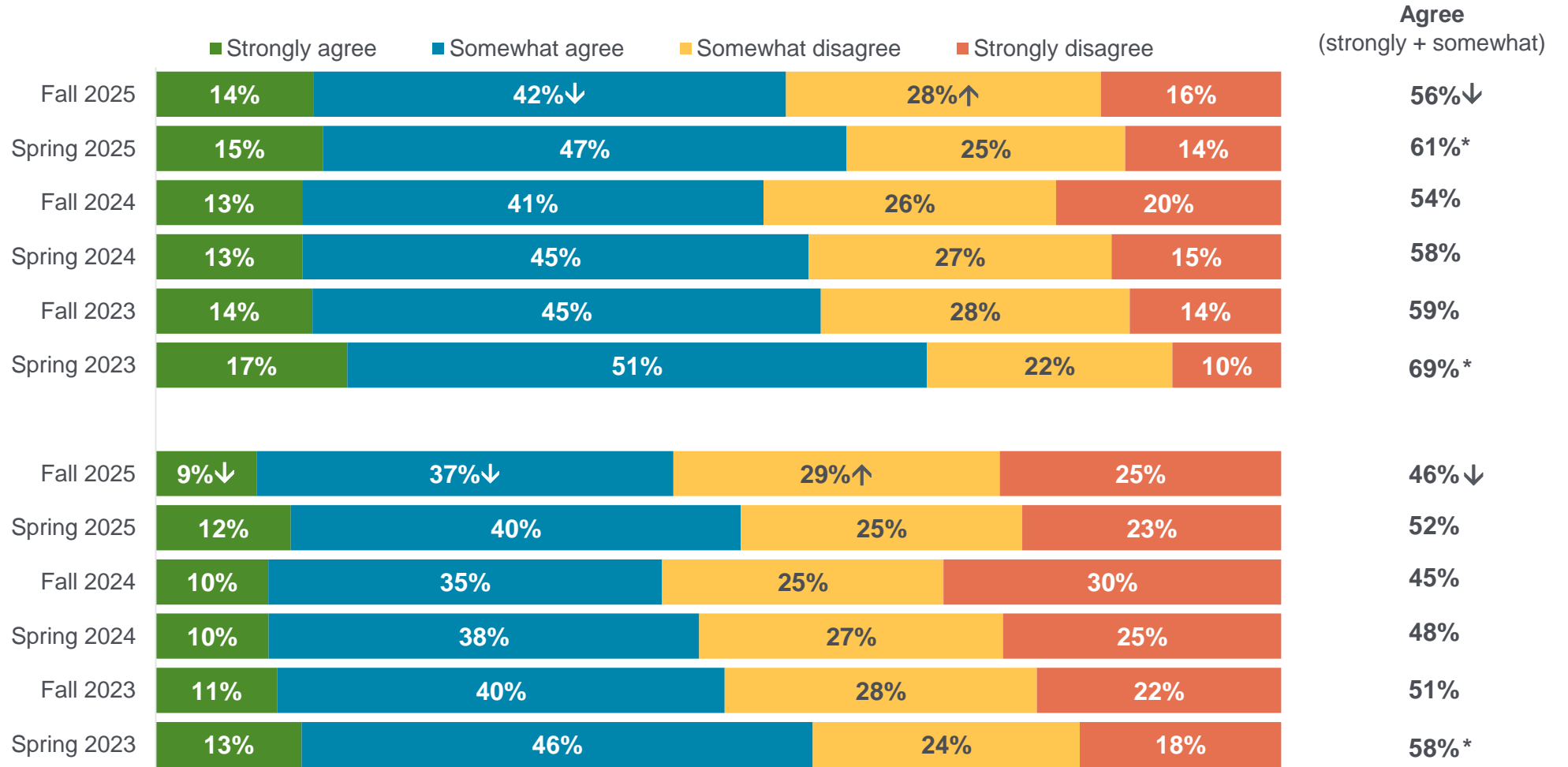
Q. Thinking about your dealings with The City of Calgary, your general impressions and things you may have read, seen or heard, please tell me if you agree or disagree with each of the following statements?  
 Q. Please tell me if you agree or disagree with each of the following statements?  
 Base: Valid respondents (bases vary)

\*Rounding  
 ↑/↓ Statistically higher/lower than previous wave



# Attitudes regarding The City (continued)

I believe that City Council and City Administration work collaboratively to make the best possible decisions for the future of Calgary



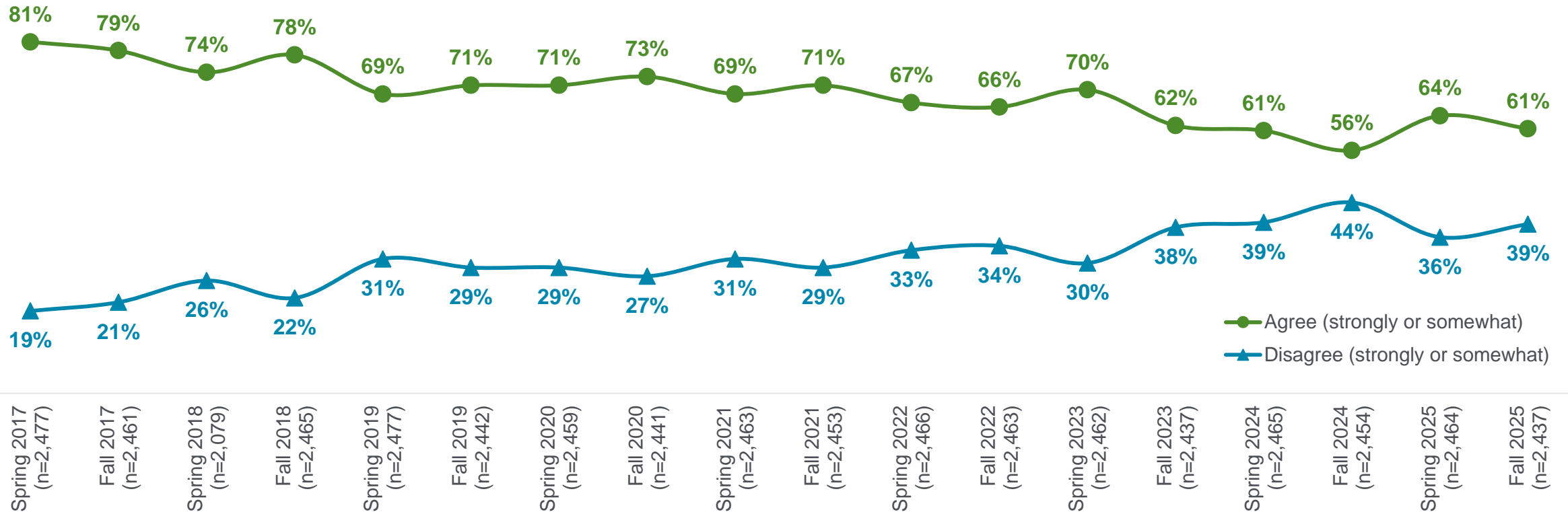
Q. Please tell me if you agree or disagree with each of the following statements.  
Base: Valid respondents (bases vary)

\*Rounding  
↑/↓ Statistically higher/lower than spring 2025



# Tracking – Open and accessible government

The City of Calgary practices open and accessible government



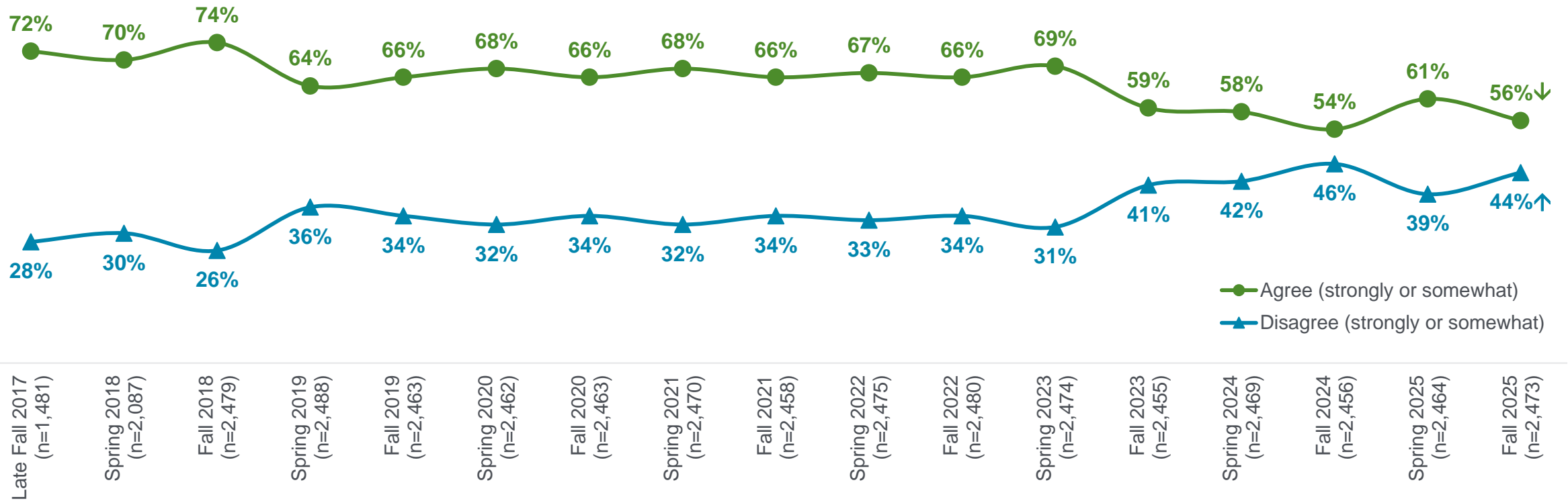
Q. Thinking about your dealings with The City of Calgary, your general impressions and things you may have read, seen or heard, please tell me if you agree or disagree with each of the following statements.

Base: Valid respondents (bases vary)



# Tracking – City Council and City Administration work collaboratively

I believe that City Council and City Administration work collaboratively to make the best possible decisions for the future of Calgary



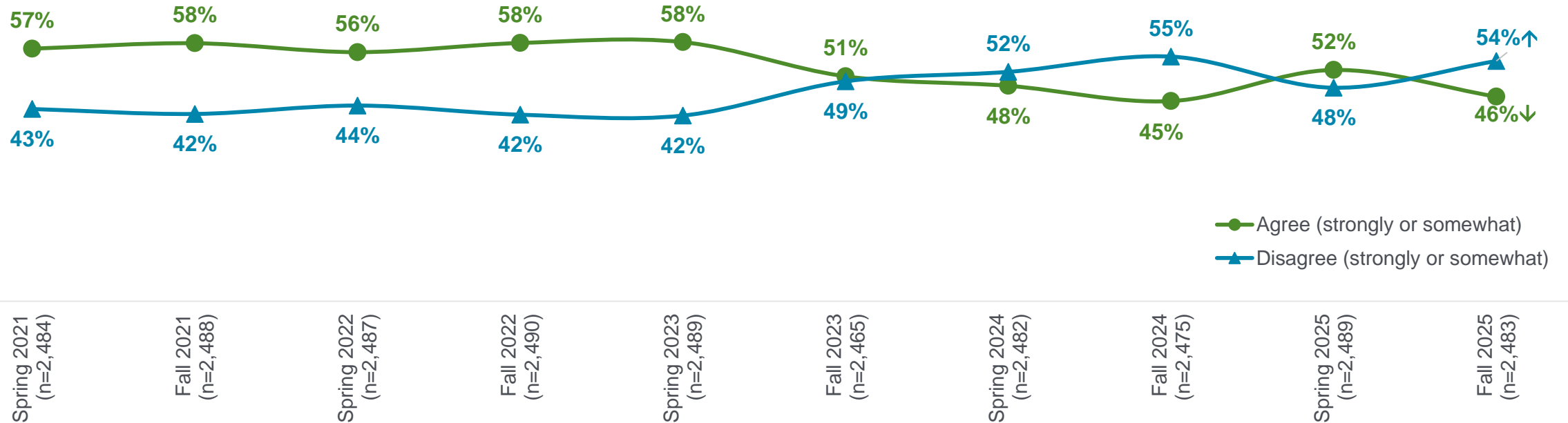
Q. Please tell me if you agree or disagree with each of the following statements.  
 Base: Valid respondents (bases vary)

↑/↓ Statistically higher/lower than spring 2025



# Tracking – The City manages its spending in a responsible way

The City of Calgary manages its spending in a responsible way that reflects the needs and priorities of Calgarians



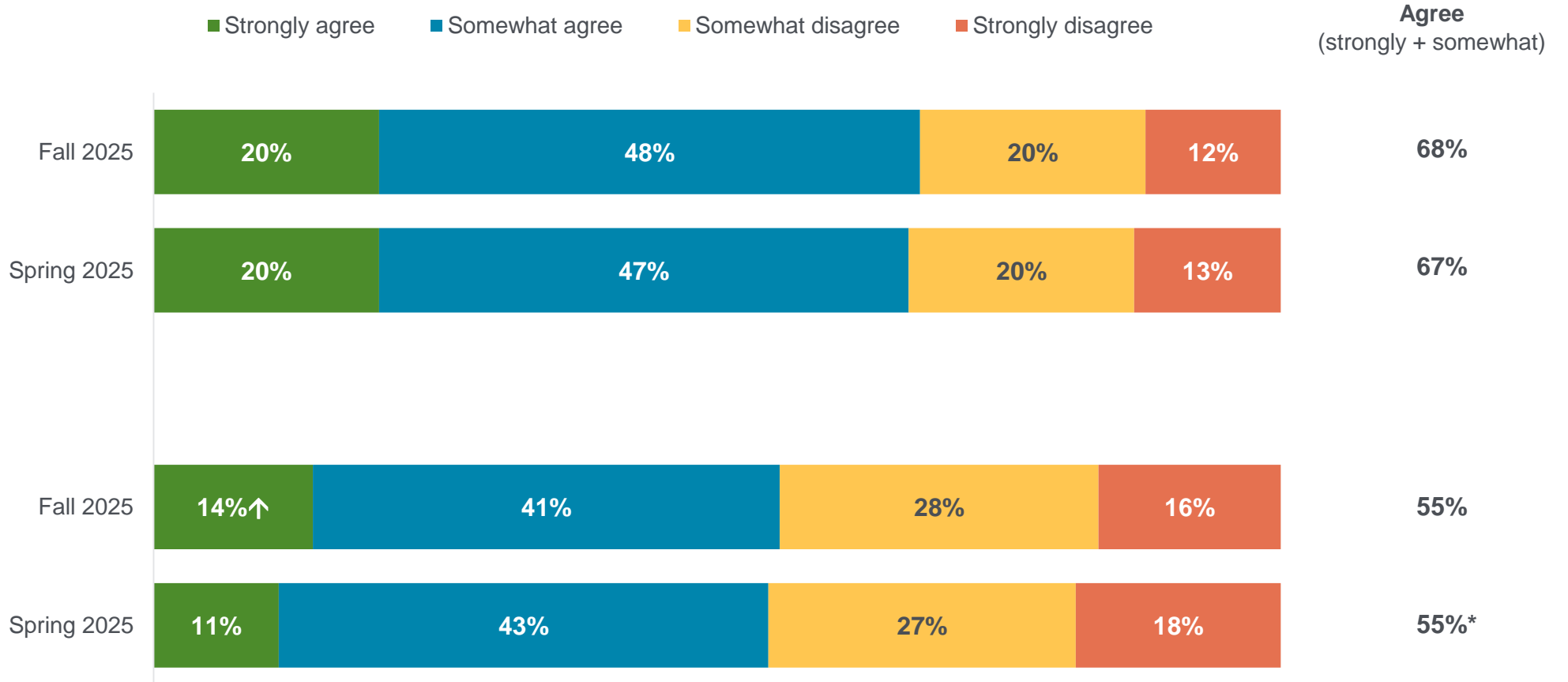
Q. Please tell me if you agree or disagree with each of the following statements.  
 Base: Valid respondents (bases vary)

↑/↓ Statistically higher/lower than spring 2025



# Government competence

The City has the knowledge and expertise to make the right decisions when it comes to important issues facing Calgary+

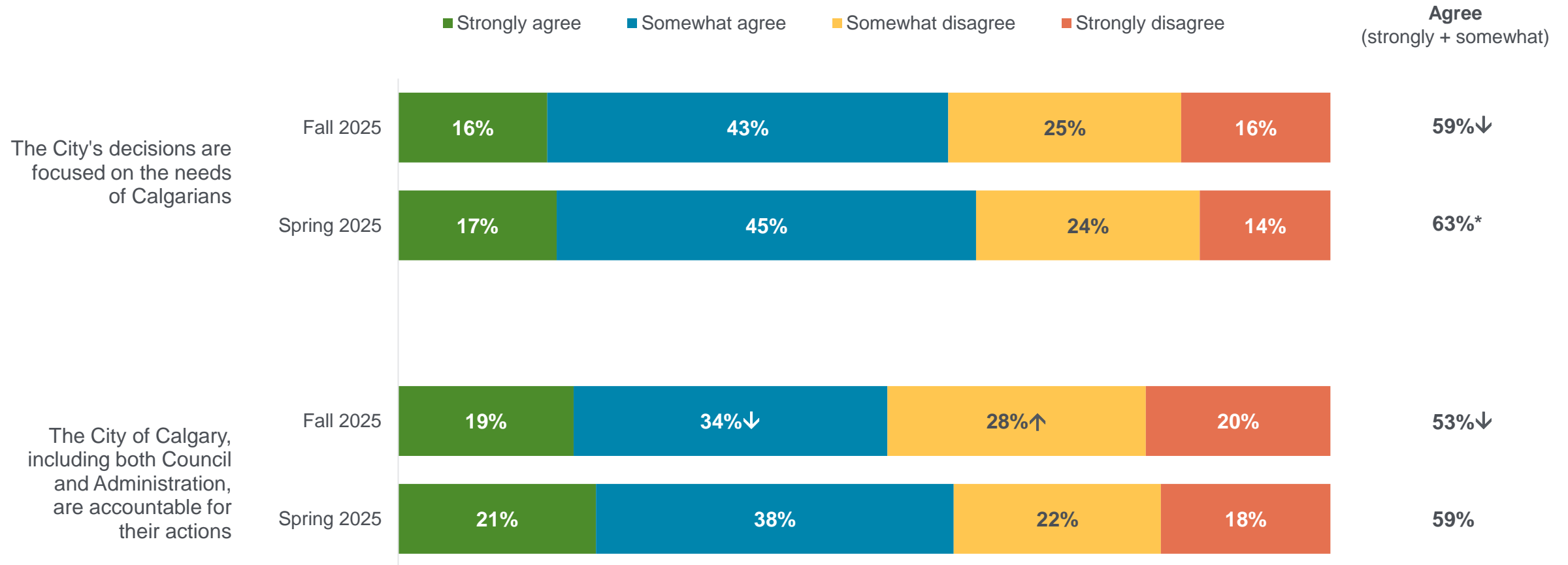


Q. And to what extent do you agree or disagree with each of these statements.  
Base: Valid respondents (bases vary)

+Slight wording change from spring 2025  
\*Rounding  
↑/↓ Statistically higher/lower than spring 2025



# Government beneficence

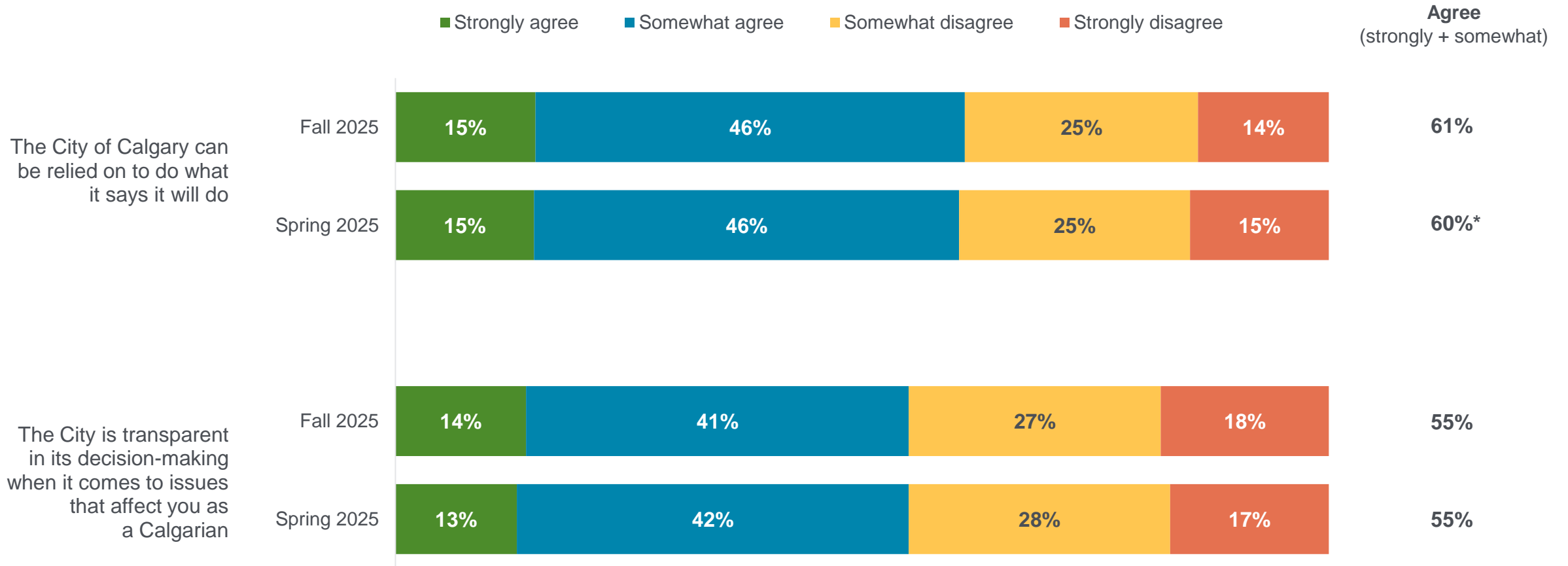


Q. And to what extent do you agree or disagree with each of these statements.  
 Base: Valid respondents (bases vary)

\*Rounding  
 ↑/↓ Statistically higher/lower than spring 2025



# Government integrity



Q. And to what extent do you agree or disagree with each of these statements.  
 Base: Valid respondents (bases vary)

\*Rounding



# Council focus areas

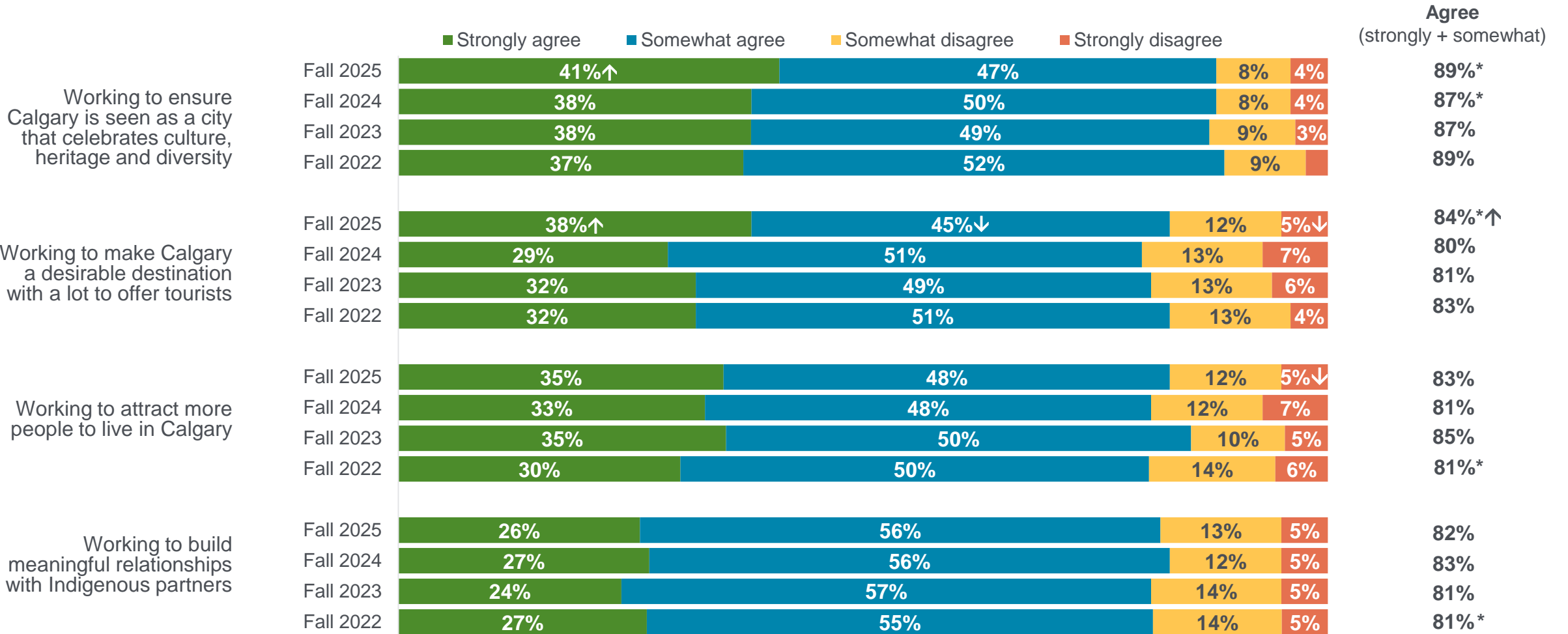
# Summary of findings: Council focus areas

**Calgarians widely recognize The City's promotional and relationship-building work, which remains consistent year-over-year. However, recognition of making it easier to do business in Calgary has lost ground from past performance, and community partnerships to address social issues have the lowest recognition of all focus areas.**

- Nine-in-ten (89%) Calgarians agree that The City is doing a good job working to ensure Calgary is seen as a city that celebrates culture, heritage and diversity, consistent with fall 2024 and fall 2023 (both at 87%).
- The City's efforts to draw people to Calgary continue to be well received, with more than four-fifths (84%) agreeing that The City is doing well at working to make Calgary a desirable destination with a lot to offer tourists, higher than both fall 2024 (80%) and fall 2023 (81%). Similarly, more than four-fifths (83%) believe The City is doing a good job working to entice more people to live in Calgary, on par with fall 2024 (81%) and also fall 2023 (85%).
- Recognition of Indigenous engagement efforts are stable. Around four-fifths (82%) of Calgarians agree The City is working to build meaningful relationships with Indigenous partners, consistent with fall 2024 (83%) and fall 2023 (81%). Seven-in-ten (71%) agree The City is doing a good job working with local Indigenous communities on downtown revitalization, consistent with fall 2024 (73%) and fall 2023 (69%).
- Turning to the business environment, two-thirds (66%) of Calgarians believe The City is working to find ways to make it easier to do business in Calgary, landing between fall 2024 (64%) and fall 2023 (68%), though this is much lower than 75% in fall 2022.
- In terms of tackling social issues, more than one-half (56%) agree The City is doing a good job collaborating with community partners to address social issues, including mental health. This is consistent with previous waves, falling between fall 2024 (59%) and fall 2023 (57%).
- On service delivery, three-fifths (60%) of Calgarians agree that City programs and services meet the needs of all Calgarians regardless of age, ability, income, gender, race and ethnic or cultural identity and language, similar to fall 2024 (59%).



# Perceptions The City is doing a good job on council focus areas



Data labels <3% not shown

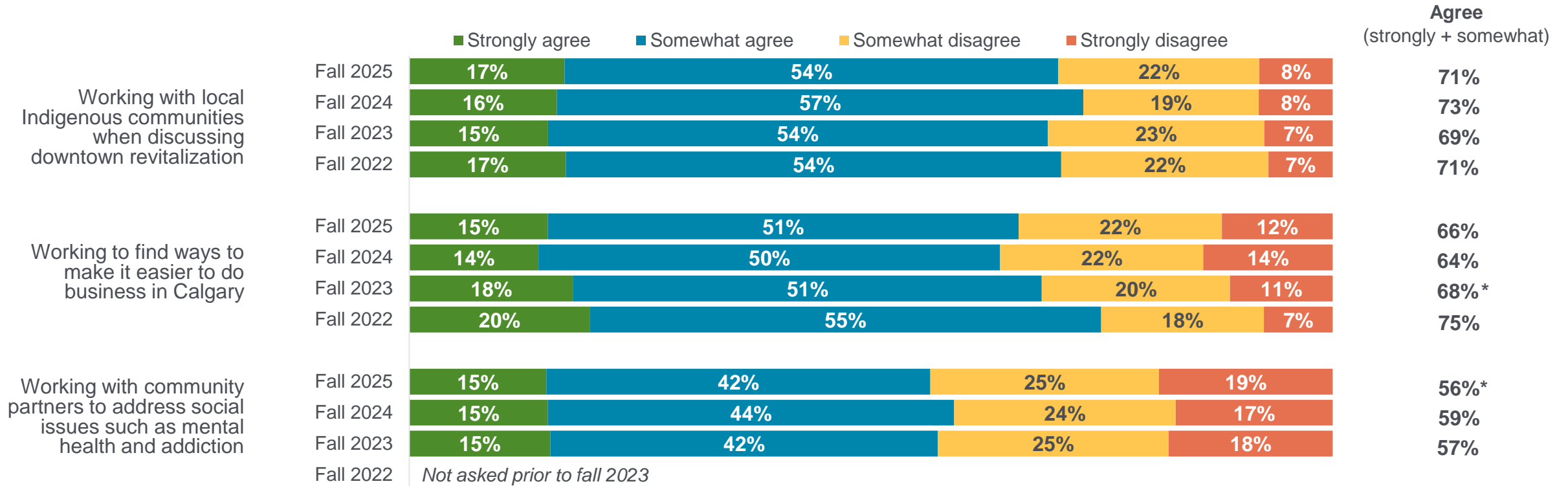
\*Rounding

↑/↓ Statistically higher/lower than fall 2024

Q. Please tell me if you agree or disagree that The City of Calgary is doing a good job at each of the following.  
 Base: Valid respondents (bases vary)



# Perceptions The City is doing a good job on council focus areas (continued)

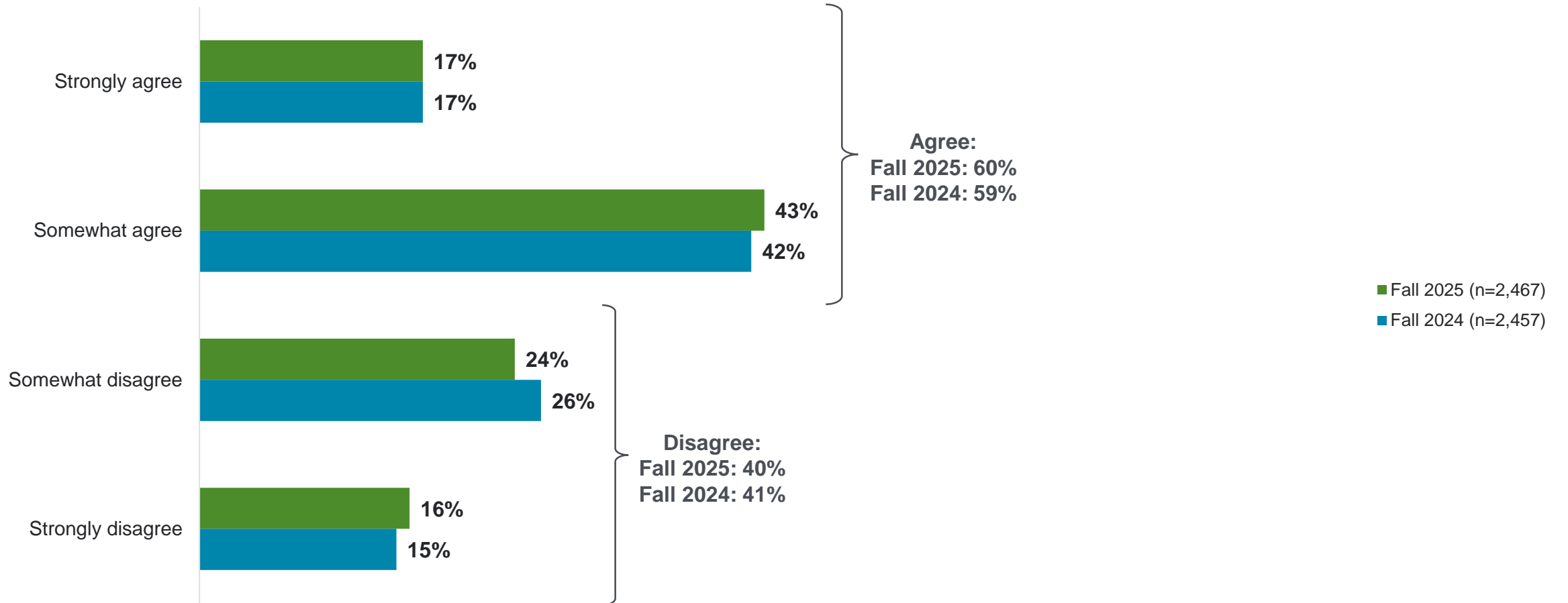


Q. Please tell me if you agree or disagree that The City of Calgary is doing a good job at each of the following.  
 Base: Valid respondents (bases vary)

\*Rounding



# Social equity



Q. Do you agree or disagree that: City programs and services meet the needs of all Calgarians regardless of age, ability, income, gender, race and ethnic/cultural identity and language?

Base: Valid respondents



# Housing, transit and downtown revitalization

# Summary of findings: Housing and affordability

## Concerns about housing affordability and housing accessibility in Calgary drive high demand for City action and investment.

- Housing costs continue to be a source of concern for Calgary residents. Around nine-in-ten (92%) Calgarians believe that regular market housing is too expensive for the average Calgarian, similar to fall 2024 (91%) and fall 2023 (92%).
- Meanwhile, perceptions of current housing adequacy remain low as only around one-third (35%) agree that all Calgarians can access housing that suits their needs, similar to both spring 2025 (35%) and fall 2024 (31%).
- Consequently, nearly nine-in-ten (87%) Calgarians feel The City should explore ways to make home ownership more accessible to all residents, similar to fall 2024 (86%) and fall 2023 (90%).
- This extends to City investment in programs for specific populations. More than four-fifths (86%) of Calgarians feel The City should invest more in affordable housing programs for low-income Calgarians, similar to fall 2024 (85%) though down from fall 2023 (90%). Likewise, three-quarters (74%) feel The City should invest more in affordable housing programs for Indigenous Calgarians, identical to fall 2024 (74%) though lower than fall 2023 (81%).

# Summary of findings: Transit

**Many Calgarians recognize The City working to make Calgary Transit safer. There is overwhelming support for increased investment in transit safety despite gradual improvement in some safety metrics. On buses, there has been a slight increase in the perception of safety during nighttime travel although it remains low for CTrain. Fewer Calgarians avoid transit for safety reasons than before, though the number who do remains substantial.**

- Safety continues to be a top priority for transit, with more than nine-in-ten (93%) Calgarians agreeing that The City should be investing more to address transit safety issues, similar to fall 2024 and fall 2023 (both at 92%).
- That said, three-fifths (60%) of Calgarians do acknowledge that The City is currently making efforts to ensure that Calgary Transit is a safe travel option, consistent with fall 2024 (61%) and fall 2023 (57%).
- When it comes to personal safety on transit, perceptions vary depending on the mode. One-half (51%) would feel safe riding a Calgary Transit bus alone at night, similar to fall 2024 (50%) and an increase from fall 2023 (46%). Fewer, less than two-fifths (38%), would feel safe riding the CTrain alone at night, in line with fall 2024 (39%) and higher than fall 2023 (34%).
- These safety perceptions continue to create real barriers, though there has been improvement. One-half (49%) of Calgarians say that they avoid taking transit due to personal safety concerns, identical to fall 2024 (49%) and down from fall 2023 (54%).
- Looking at other transit priorities, around nine-in-ten (92%) Calgarians agree that it is important for The City to extend the CTrain to Calgary's airport, an increase from fall 2024 (90%) and fall 2023 (90%).
- Relatively speaking, affordability is less of a concern, as seven-in-ten (71%) find Calgary Transit fares to be affordable, on par with fall 2024 (73%) and identical to fall 2023 (71%).

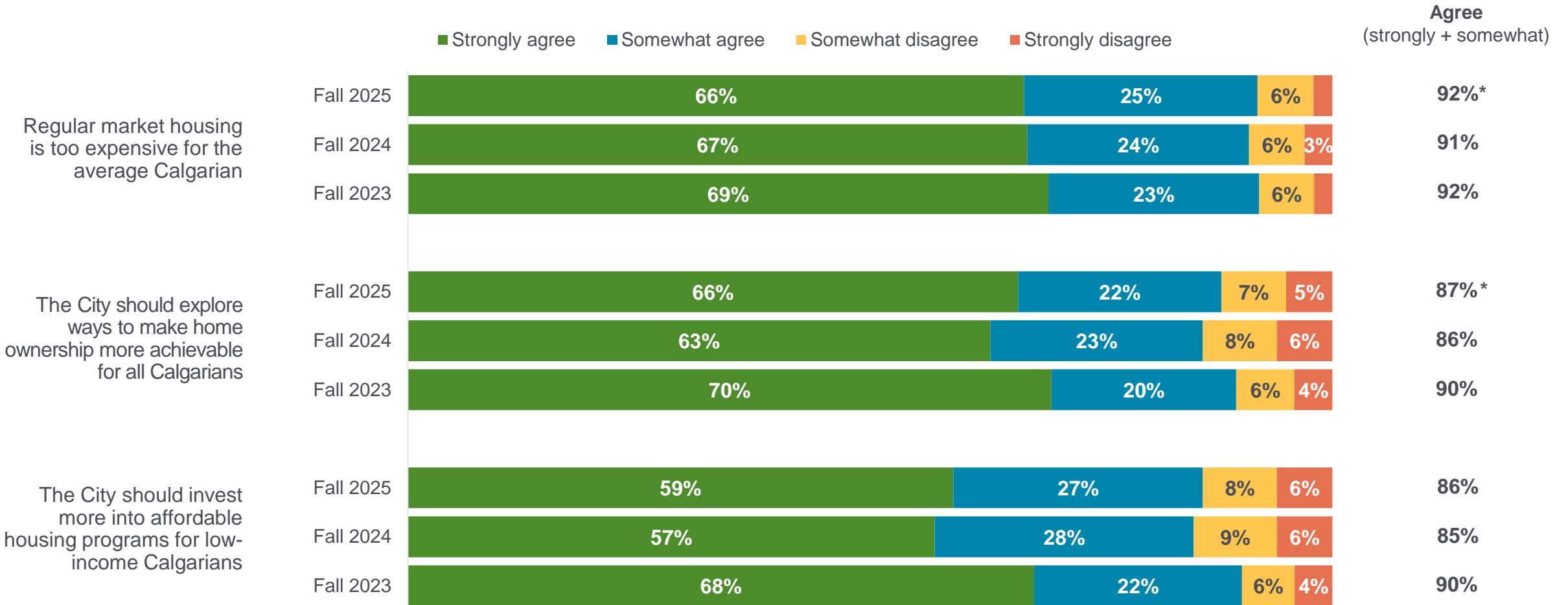
# Summary of findings: Downtown revitalization

**Calgarians clearly recognize that the downtown area needs both immediate safety improvements and longer-term changes. Downtown Calgary is still viewed the city's heart by many, but its function as a social hub is diminishing.**

- Downtown safety continues to be a primary concern. Nearly all (95%) Calgarians agree The City should be taking more action to address safety issues in Calgary's downtown, on par with spring 2025 (94%) and fall 2024 (94%).
- Closely following safety concerns, nine-in-ten (91%) Calgarians agree a vibrant downtown is important for attracting new investment to Calgary, an increase over fall 2024 (88%) and back on par with fall 2023 (89%).
- Consequently, three-quarters (76%) agree that the revitalization of Calgary's downtown should be a focus of The City over the next five years, up from fall 2024 (72%) and also returning to fall 2023 levels (77%). Additionally, around seven-in-ten (72%) feel The City should be investing more in infrastructure in Calgary's downtown, similar to both fall 2024 (71%) and fall 2023 (69%).
- Around seven-in-ten (72%) residents agree downtown is the heart of Calgary, similar to fall 2024 (71%) and fall 2023 (71%). However, at present, only one-half (51%) of Calgarians believe downtown is a convenient meeting place for Calgarians to socialize with family and friends, similar to fall 2024 and fall 2023 (both at 53%).



# Housing and affordability



Q. And, for each of the following statements about housing, please tell me to what extent you agree or disagree.  
 Base: Valid respondents (bases vary)

Data labels <3% not shown  
 \*Rounding

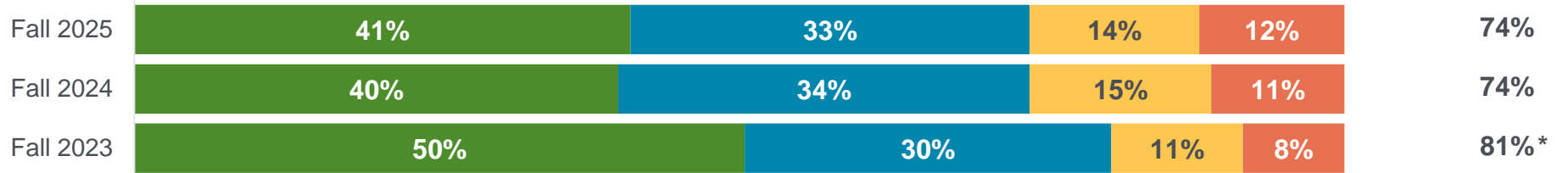


# Housing and affordability (continued)

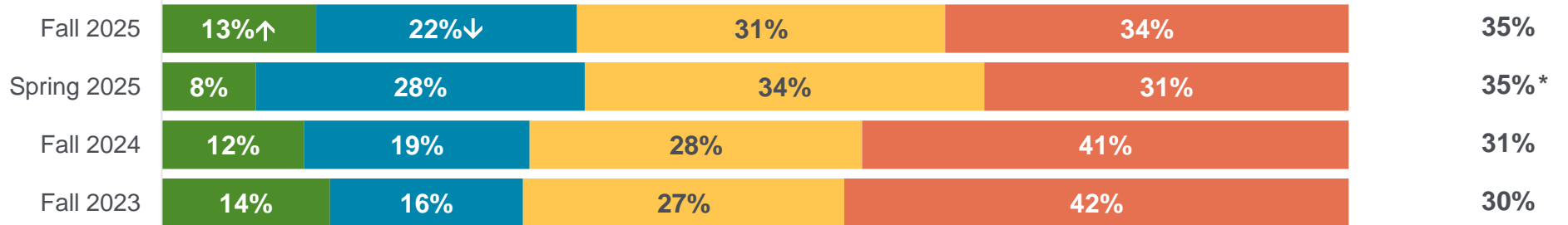
■ Strongly agree ■ Somewhat agree ■ Somewhat disagree ■ Strongly disagree

**Agree**  
(strongly + somewhat)

The City should invest more into affordable housing programs for Indigenous Calgarians



All Calgarians have access to adequate market housing that meets their needs

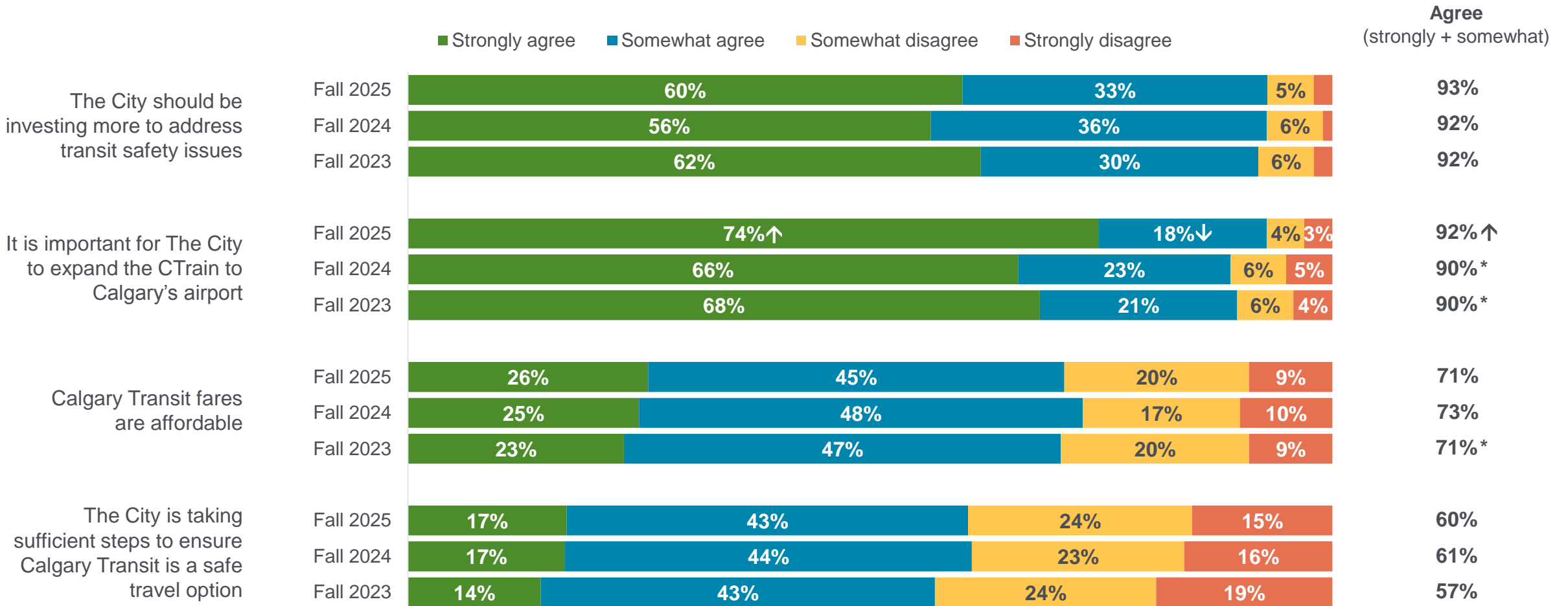


Q. And, for each of the following statements about housing, please tell me to what extent you agree or disagree.  
Base: Valid respondents (bases vary)

\*Rounding  
↑/↓ Statistically higher/lower than spring 2025



# Transit

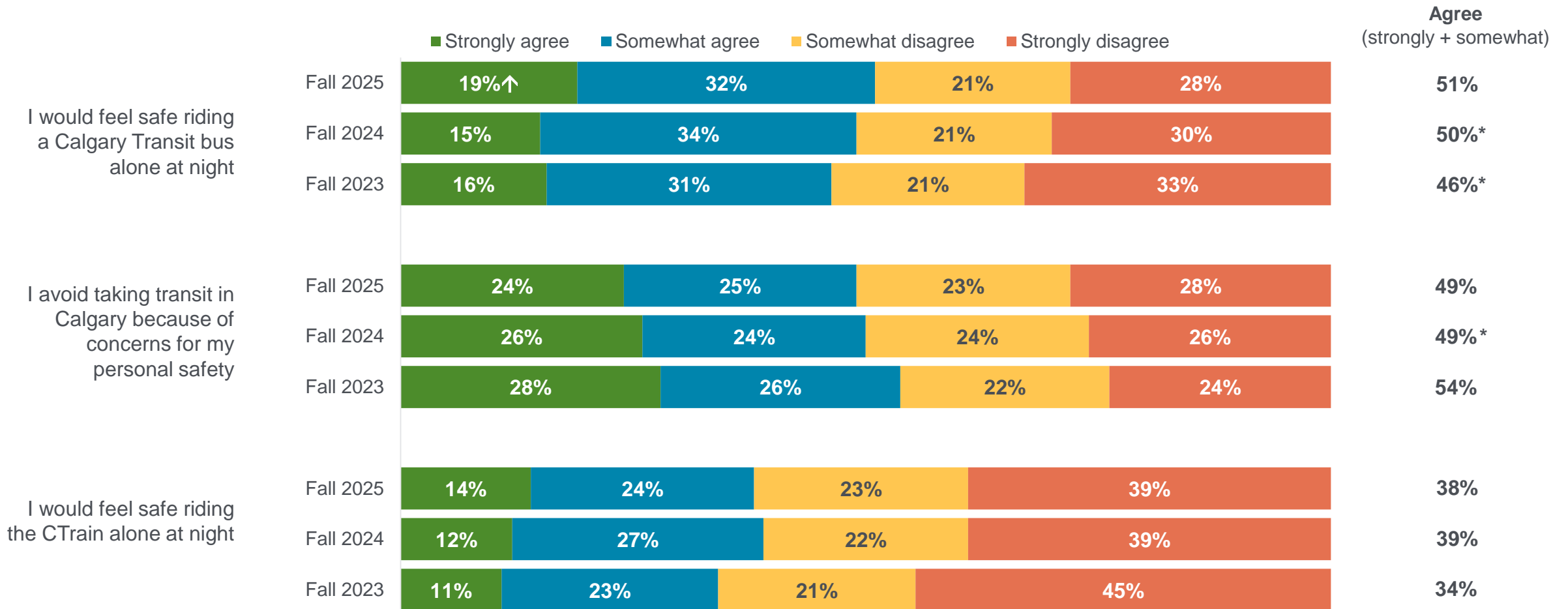


Q. Now we have some questions about transit in general. Please indicate the extent to which you agree or disagree with the following statements, using the same scale.  
 Base: Valid respondents (bases vary)

Data labels <3% not shown  
 \*Rounding  
 ↑/↓ Statistically higher/lower than fall 2024



# Transit (continued)

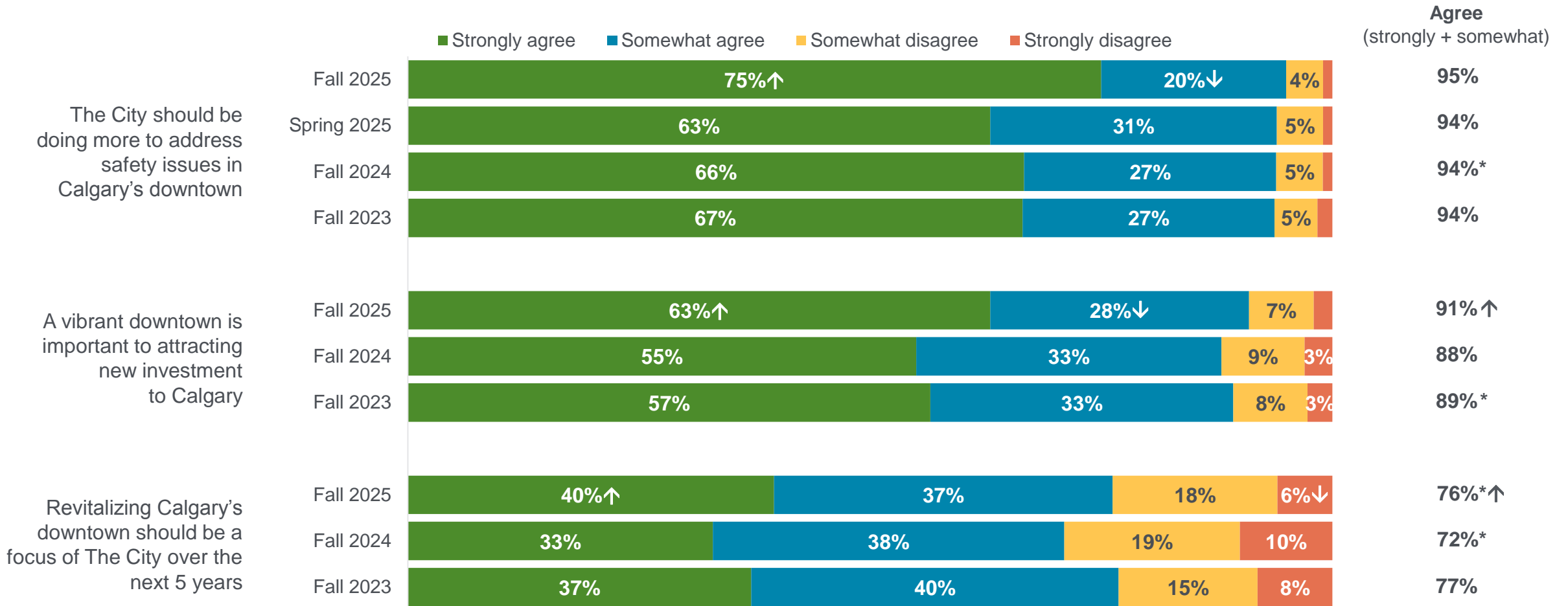


Q. Now we have some questions about transit in general. Please indicate the extent to which you agree or disagree with the following statements, using the same scale.  
 Base: Valid respondents (bases vary)

\*Rounding  
 ↑/↓ Statistically higher/lower than fall 2024



# Downtown revitalization



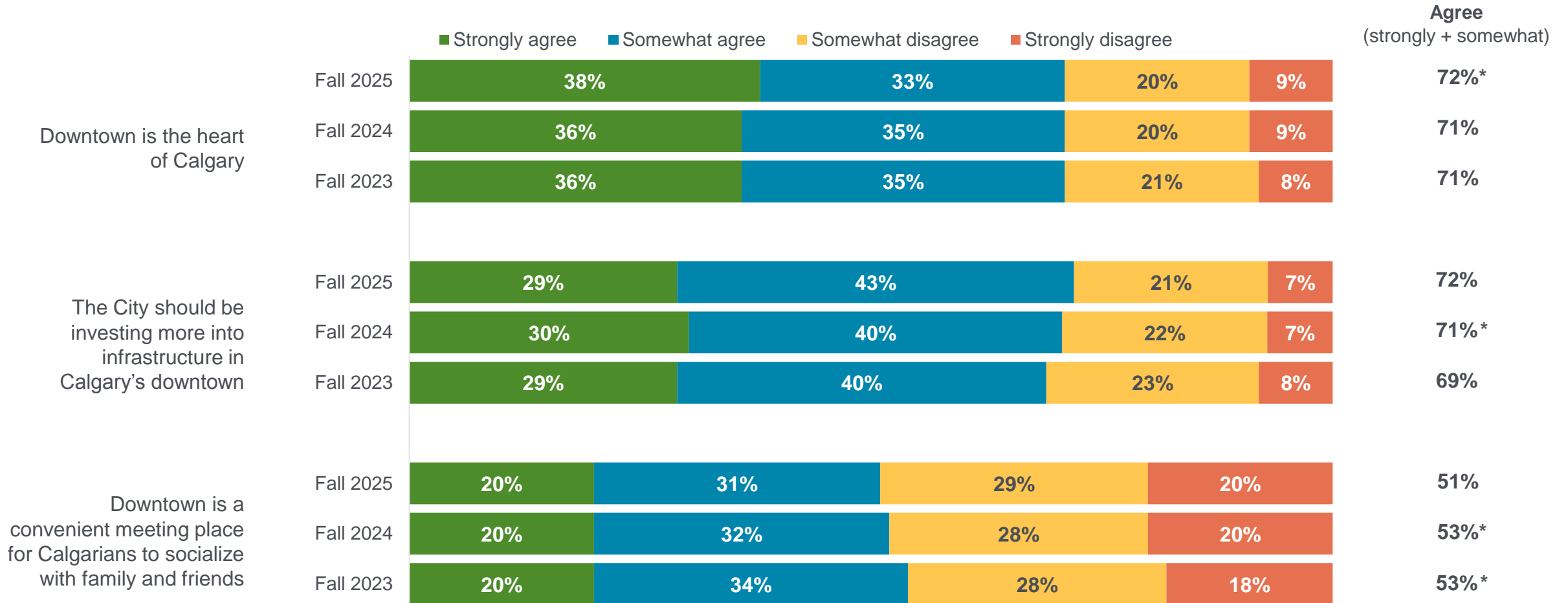
Q. The next subject we would like your opinion on today is Calgary's downtown. Please tell me the extent to which you agree or disagree with these statements.

Base: Valid respondents (bases vary)

Data labels <3% not shown  
 \*Rounding  
 ↑/↓ Statistically higher/lower than previous wave



# Downtown revitalization (continued)



Q. The next subject we would like your opinion on today is Calgary's downtown. Please tell me the extent to which you agree or disagree with these statements.

Base: Valid respondents (bases vary)

\*Rounding



# Respondent profile



# Respondent profile

Gender	
Woman (accept female)	51%
Man (accept male)	48%
Non-binary person	1%
Transgender	<1%
Prefer to self-describe	0%
Refused/prefer not to say	<1%

Age	
18 to 24	11%
25 to 34	18%
35 to 44	18%
45 to 54	20%
55 to 64	10%
65 or older	23%
MEAN	47.7

Income	
Less than \$60,000	21%
\$60,000 to just under \$120,000	33%
\$120,000 to just under \$200,000	28%
\$200,000 and over	19%

Education	
Less than high school	2%
High school or equivalent	18%
Apprenticeship or trades diploma/certificate	7%
College or non-university diploma/certificate	19%
University degree/diploma/certificate	54%

Employment status <sup>^</sup>	
Full time employed or self employed	53%
Part time employed or self-employed	12%
Retired	22%
Looking after home and/or family	3%
Unable to work because of sickness or disability	3%
Unemployed	5%
Doing unpaid or voluntary work	1%
Student	5%
Other	<1%

Business owner/operator Base: In workforce (n=1363)	
Own and operate a business	18%
Own a business	2%
Operate a business	2%
No	79%

Base: Valid respondents (bases vary)

<sup>^</sup> Multiple responses allowed



# Respondent profile (continued)

Quadrant	
Southwest	30%
Southeast	22%
Northwest	28%
Northeast	20%

Responsible for property taxes or rent	
Yes	86%
No	14%

Own or rent	
Own	71%
Rent	25%
Other	4%

Household size	
1	16%
2	31%
3	19%
4	20%
5 or more	14%
MEAN	3.1

Children or seniors in household	
Yes – children	31%
Yes – seniors	34%

Tenure in Calgary	
Less than 5 years	8%
5 to less than 10 years	6%
10 to less than 15 years	10%
15 to less than 20 years	10%
20 to less than 30 years	23%
30 to less than 40 years	14%
40 or more	27%
MEAN	28.6

Base: Valid respondents (bases vary)



# Respondent profile (continued)

## Born in Canada

Yes	69%
No	31%

## Date of arrival in Canada

Base: Not born in Canada (n=705)

Within the past 5 years	22%
More than 5 years ago	78%

## Disability in household<sup>^</sup>

Yes – myself	13%
Yes – someone in my household	13%
No	78%

## Indigenous identity<sup>^</sup>

Yes – First Nations	2%
Yes – Métis	2%
Yes – Inuit	<1%
Yes – Prefer to self-describe	0%
Other	<1%
No	96%

## Racialized

Yes	28%
No	70%
Prefer to self-describe	0%
Other	1%

## 2SLGBTQIA+

Yes	8%
No	91%
Refused/Prefer to not answer	1%

## Ethnicity<sup>^</sup>

Canadian/French Canadian	3%
American	2%
British	8%
Western European	7%
Southern or Eastern European	8%
South Asian	19%
East or Southeast Asian	21%
West Asian or Middle Eastern	5%
African	14%
Central/South American or Caribbean	10%
Other	2%
Don't know	2%

Base: Valid respondents (bases vary)

<sup>^</sup> Multiple responses allowed

